



Homeefe
DOORS • WINDOWS • FLOORING

/ Product Catalogue
1st edition



NEW

ELEGANTE EA-01 CPL Uni Black

ELEGANTE
NEW COLLECTION
OF INTERNAL DOORS

Contemporary design
combined with the highest quality
materials are a guarantee
of elegance for every interior.





TABLE OF CONTENTS

Colours	8
Glazing types	10
Door opening directions	11
Door leaf construction	12
Description of symbols	18
Internal doors	21
- BRILLIANT Collection	21
- ELEGANTE Collection	41
- PRESTIGE Collection	51
- BASIC Collection	97
Made to Measure Doors	124
Door Frames and Accessories	155
Handles	172
Accessories	178
Technical information	179

BRILLIANT COLLECTION



BA p. 22



BB p. 24



BC p. 26




BD p. 28



BF p. 32



BG p. 34



BH p. 36



BO p. 38

PRESTIGE COLLECTION




PA p. 52



AN p. 54



PB p. 56



PC p. 58



PK p. 68



PL p. 70



PN p. 72



PO p. 74




PT p. 84



PU p. 86



PW p. 88



PX p. 90



PE p. 60



PH p. 62



PI p. 64



PJ p. 66



PP p. 76




NEW
PQ p. 78



PR p. 80



MI p. 82




NEW
PY p. 92



PZ p. 94

NEW

ELEGANTE COLLECTION




BE p. 30



NEW
EA p. 42



NEW
EB p. 44



NEW
EC p. 46



NEW
ED p. 48

BASIC COLLECTION



STANDARD 01
p. 98



ASTORIA
BLACK
p. 100



ASTORIA
GOLD
p. 102



ASTORIA
WHITE
p. 104



PRESTON
p. 106



SARA
p. 108



MANHATTAN
p. 112



FLAVIO
p. 112



BOSTON
p. 113




CLASSIC
p. 113



NEW
LAMBRO
p. 114



NEW
CENTUR
p. 114



MILAN
p. 115



PESARO
p. 115



TRIVENTO
p. 116



DALLAS
p. 116



MADRID
p. 117



MACADI-3
p. 117



CARSON
p. 118



PANAMA
p. 118



PORTO
p. 119



RIMINI
p. 119



SOFIA
p. 120



LIMA
p. 120



VERONA
p. 121



VEDI
p. 121



VENTE
p. 122

MADE TO MEASURE DOORS



SIMPLE non-rebated door system p. 128



CONTRAST door system p. 130



Reversed swing doors p. 132



INVISIBLE flush with wall doors p. 134



Doors with pet flap p. 136



Angled doors p. 138



INSET doors with access shutter window p. 139




SWING double-acting doors p. 140




Double doors p. 142




Wall-mounted system sliding doors p. 144



MAGIC wall-mounted system sliding doors p. 144



LOFT wall-mounted system sliding doors p. 148



Pocket sliding door system p. 150



"FOLD" bifold doors p. 152

COLOURS

PVC GROUP

The door leaves and frames come with a high quality PVC film finish with a wood grain effect (excluding the Supermatt Grey colour). High resistance to mechanical damage, staining and UV radiation makes these doors ideal for use in both residential and public buildings. Adjustable frames are made in the PP colour group.



White Grain




Supermatt Grey



Natural Grandson Oak

PP GROUP

The doors are finished with decorative polypropylene-based film coated with a transparent thermosetting varnish to protect its surface from scratches. A high quality product that can be used in both high foot traffic and residential buildings.



Supermatt White



White Grain




Supermatt Grey



Natural Grandson Oak

CPL GROUP

The doors feature a high quality two-layer laminate finish consisting of paper impregnated with thermosetting resins and a backing material to give the product elasticity. The laminate has a high surface hardness, resistance to scratching and abrasion, plus in the Luminous Grey and Walnut shades, it provides a natural wood effect thanks to the mechanically produced texture on their surfaces.



Uni White




Uni Grey



Luminous Grey



Uni Anthracite



Walnut




Uni Black

CLPL GROUP


The door leaves and frames in this group are finished with extremely durable CLPL synthetic laminate. The decorative layer is coated with melamine-acrylic-polyurethane resin, which perfectly protects the surface against abrasion, damage and the effects of light. The high quality facing bears a striking resemblance to beautiful, natural wood grain, which makes it the solution of choice for homes, flats, schools, offices and hotels.




Bleached Larch



Honey Oak




Spanish Oak



Old Oak

FF GROUP

Both the door leaves and frames are covered with abrasion-resistant wood grain finish film. Durable and carefully made, they are a perfect choice for customers looking for stunning effects.



Blanco



Sibiu White



Snow Oak



Silver Oak



Cornwall Oak



Halifax Oak



Columbia Walnut



Cedar




Sonoma Oak



Riviera Oak



Amber Oak




Catania Oak



Delano Oak



Nussbaum Walnut




Bengali Mango



Anthracite Oak

LAK GROUP

The door leaves of this group come with a varnished HDF finish, coated with a UV filter coating and providing increased scratch resistance. They guarantee trouble-free use for many years. A distinctive quality of this colour group is that the colour of the door leaf differs in shade from that of the door frame, finishes and glazing beads.



White



Bleached Oak



Silver Oak



Scandinavian Elm

All colours shown in the catalogue have been obtained by printing and may differ from the actual colours due to some limitations in the printing technology. The perception of colours is also influenced by lighting, substrate type and texture, and the colour of the surroundings.

GLAZING TYPES



Tempered Satin




Tempered bevelled Satin



Transparent tempered bevelled



Satin VSG 2.2.1



Bevelled VSG 3.3.1 Satin




Transparent bevelled VSG 3.3.1



Satin deco




Satin lines



Lacomat*



Chinchilla




White bark effect




Tempered Satin macadi



Tempered Sapporo Satin




Black VSG 2.2.1



Black Lacobel



Gold Lacobel



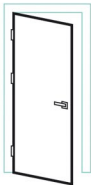
NEW

Lacobel White

*While stocks last

DOOR OPENING DIRECTIONS

SINGLE DOORS

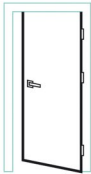


Left

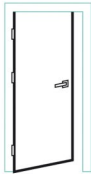


Right

REVERSED SWING



Left



Right

DOUBLE DOORS

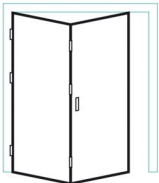


Left

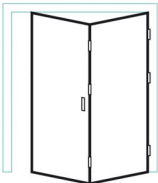


Right

FOLD

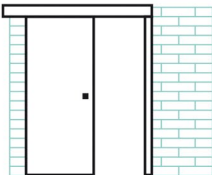


Left

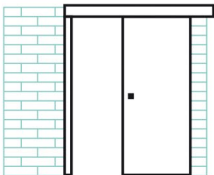


Right

SLIDING



To left



To right

DOOR LEAF CONSTRUCTION

BRILLIANT RAIL AND STILE DOORS



3 hinges as standard for high load capacity

Stabilising tongue

No glazing bead

Wooden stabiliser dowels

Lock rails of the same thickness as the top and bottom rails

Satin VSG 2.21 glass as standard

High quality, smart fittings in nickel, black or gold

Upper and lower rails with increased height (excluding the BG model)

Rebate technology

SIMPLE Non-rebated
OPTIONAL

Sturdy rail and stile doors

Wide range of handles
OPTIONAL

Wide range of decorative layers

Solid construction without voids

Wood and MDF stile

Top quality facing materials

Rounded edges

Ventilation: undercut, sleeves or grille¹⁾
OPTIONAL

TIP

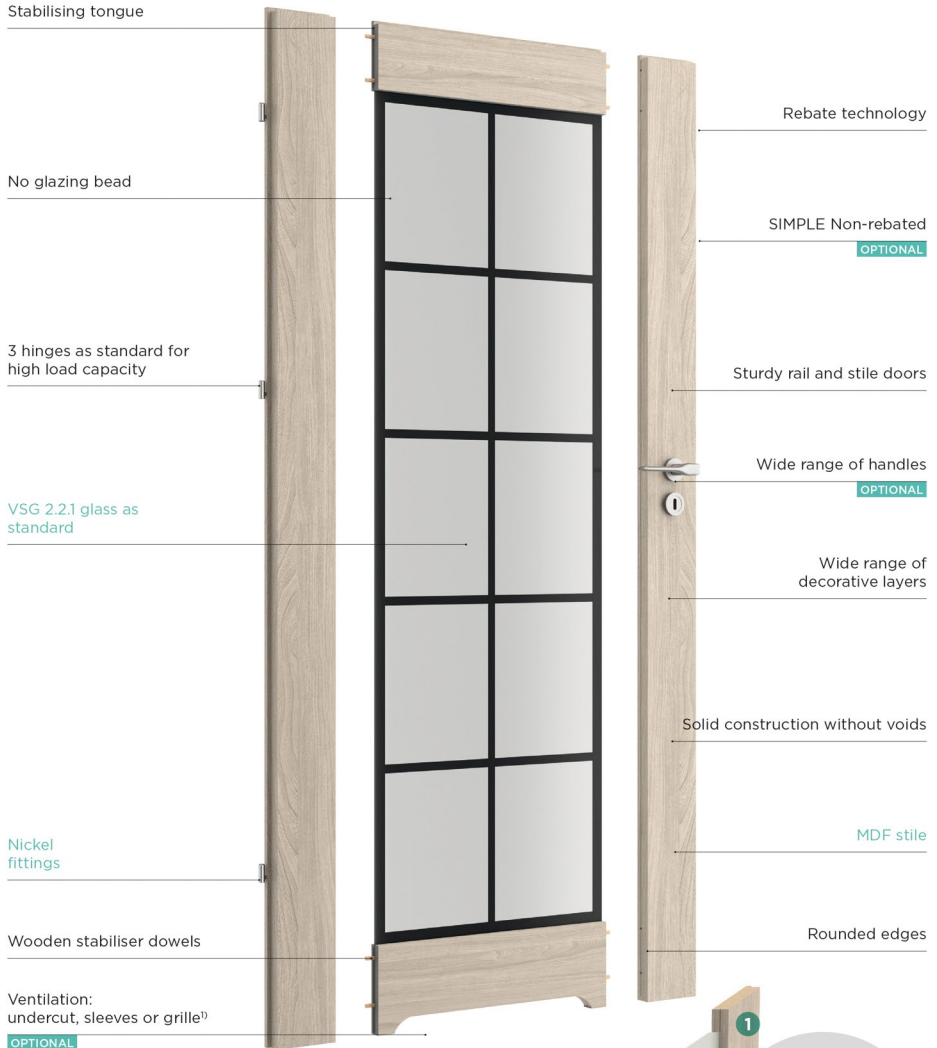
Remember to select the right colour for the hinge to match the colour of the handle

1. Stile made of wood and MDF composite
2. Rails made of MDF, all of equal thickness
3. 9 mm panels with decorative layer or glass
4. Wooden dowels
5. Stabilising tongues

¹⁾ The air grille is available for doors with a width of 80 cm or wider.

DOOR LEAF CONSTRUCTION

ELEGANTE RAIL AND STILE DOORS

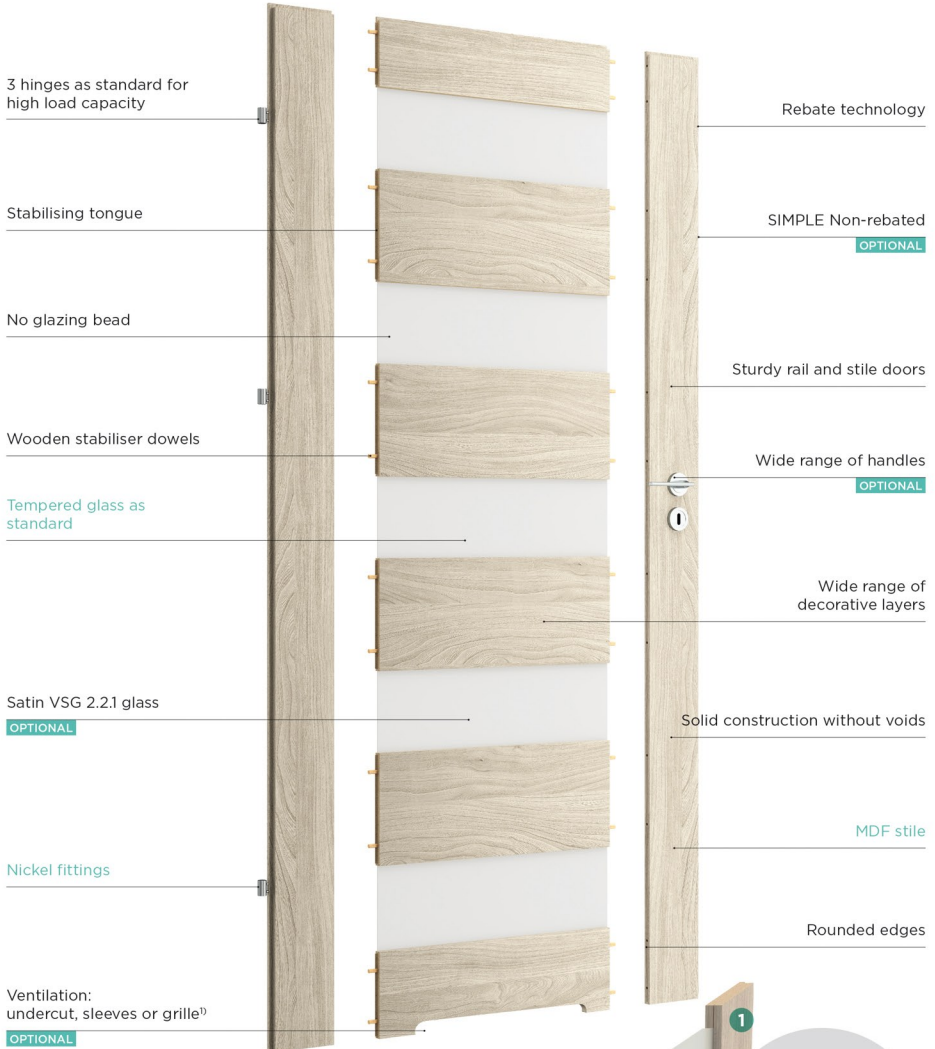


1. Stile made of MDF
2. MDF rails, 30 mm thick
3. Glazing panels
4. Wooden dowels
5. Stabilising tongues

¹⁾ The air grille is available for doors with a width of 80 cm or wider.

DOOR LEAF CONSTRUCTION

THE PRESTIGE RAIL AND STILE DOORS

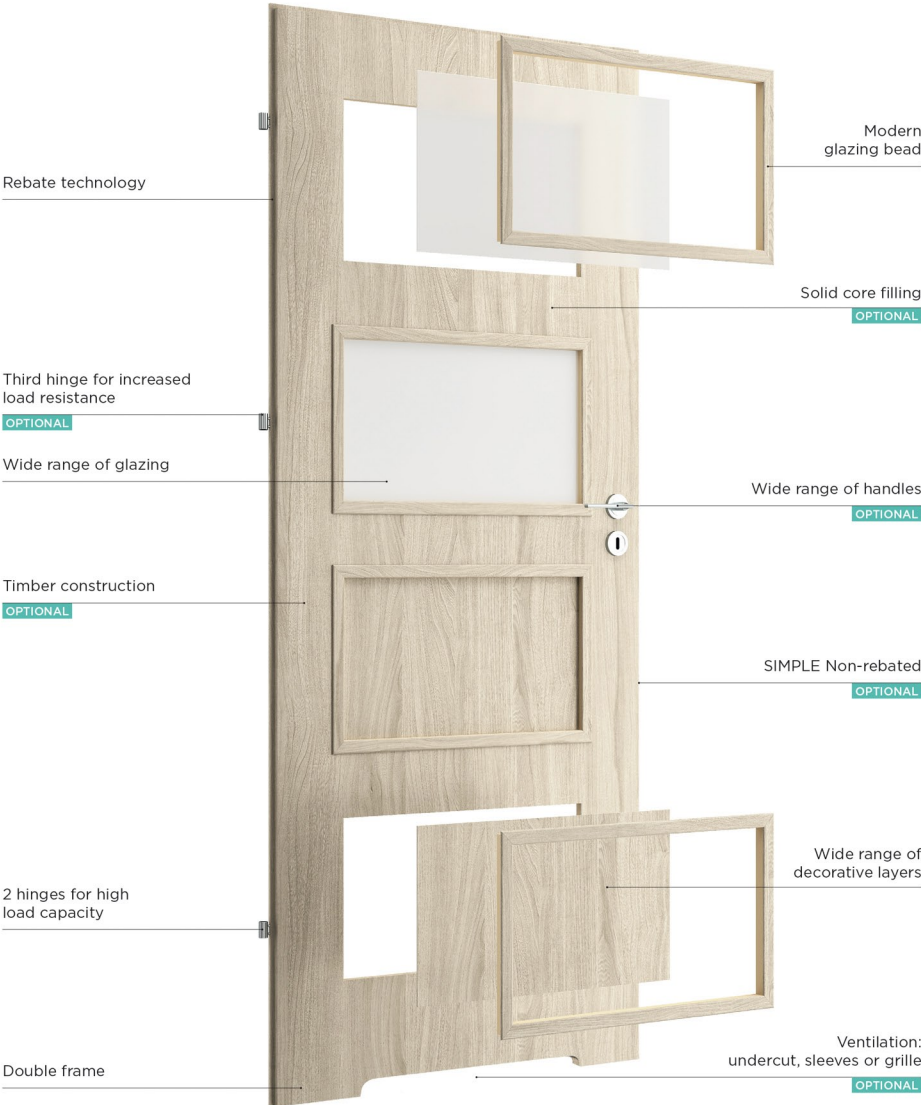


1. Stile made of MDF
2. MDF rails, 30 mm and 16 mm thick
3. 6 mm or 9 mm thick decorative layer or glass
4. Wooden dowels
5. Stabilising tongues

¹⁾ The air grille is available for doors with a width of 80 cm or wider.

DOOR LEAF CONSTRUCTION

BASIC FLUSH DOORS



TYPES OF DOOR LEAF CONSTRUCTION

RAIL AND STILE DOORS

Not only are the BRILLIANT, ELEGANTE and PRESTIGE ranges extraordinarily attractive, but they also last extremely long thanks to the rail and stile technology used in all models. It uses a solid, warp-resistant frame of rails and stiles consisting of wood-based panels or including wooden parts. All the components are robust, as dowels and so-called stabilising tongues additionally strengthen and stabilise the door leaf. The rail and stile doors can be cut to size by up to 30 mm.



Rail and Stile Doors




1. Panels with a decorative layer or glass
2. Solid and robust frame in MDF (ELEGANTE and PRESTIGE) or wood and MDF (BRILLIANT)
3. Wooden dowels
4. Stabilising tongues

MDF FRAME

The construction is based on a sturdy frame made of wood-based MDF with a strengthening and stabilising core layer called "honeycomb". The outer layer is a 3 mm thick wood-based HDF finished with a selected decorative layer. Thanks to the use of a double lower rail, the door can be cut to size by up to 30 mm.



MDF frame




1. HDF outer layer (facing)
2. Strengthening and stabilising "honeycomb" core
3. Double MDF frame

TIMBER FRAME

The technology available in the BASIC doors is a robust and timeless solution. The construction is based on a traditional softwood frame. The core layer is made of a strengthening and stabilising layer called "honeycomb". The outer layer, known as the facing, consists of a 3 mm thick wood-based HDF finished with a selected decorative layer. Thanks to the use of a double lower rail, the timber construction door can be cut to size by up to 60 mm.



Timber frame




1. HDF outer layer (facing)
2. Strengthening and stabilising "honeycomb" core
3. Double softwood frame

FRAME WITH SOLID CORE BOARD

The core, made with a board, is a very durable and sturdy solution. A timber frame provides a basis for the construction, with the core built with a solid board. The outer layer is a 3 mm thick wood-based HDF finished with a decorative layer from a selected colour group. Thanks to the use of a double lower rail, the door can be cut to size by up to 60 mm.



Reinforced core



1. HDF outer layer (facing)
2. Solid core board
3. Double softwood frame

DESCRIPTION OF SYMBOLS



Tailor-made

MADE TO MEASURE DOORS

Your order can specify a door with a non-standard width or height, adjusted to the dimensions of an existing door opening. Options include additional hinges required for longer doors or a different lock position. For more information, see p. 141.



Rail and Stile Doors

RAIL AND STILE DOORS

A solid, warp-resistant frame of rails and stiles consisting of wood-based panels or wood and MDF. All its components are robust, as dowels and so-called stabilising tongues additionally strengthen and stabilise the door leaf. For more information, see p.14, 15, 16, 18.



MDF frame

MDF FRAME

MDF frame as standard. Timber frame available for the BASIC door collection at an extra charge. For more information, see p. 17 and 18.



Timber construction

TIMBER FRAME

A robust solution available as an option for BASIC doors. Softwood frame with a reinforcing core layer; so-called "honeycomb". The facing is made of 3 mm thick wood-based HDF.



Reinforced core

SOLID CORE BOARD

A standard solution for the SOLID PLUS door collection. Available as an option for BASIC collection doors. For the 60, 70 and 80 door widths, an extra charge applies for an additional hinge.



Rail and Stile Doors

GLAZING BEADS

BASIC collection doors are fitted with modern glazing beads. For more information, see p. 17.



VSG 2.21 glazed

VSG 2.2.1 & VSG 3.3.1 GLASS

Plain on both sides, the glass has increased resistance and mechanical strength. An option for the PRESTIGE door collection, and as standard in the BRILLIANT and ELEGANTE collections. For more information, see p. 12.



Tempered glass

TEMPERED GLASS

Tempered satin glass with a thickness of 4 mm, as standard in the PRESTIGE collection.



2 hinges as standard



Modern nickel fittings



3 hinges as standard



3D hinges



3 reinforced hinges



Black hinges

HARDWARE

The BRILLIANT, ELEGANTE and PRESTIGE door collections use 3 screw hinges as standard, ensuring excellent door stability and high load bearing capacity. BASIC collection doors are fitted with 2 hinges as standard (3 in the 90 door). An additional hinge is required for doors with widths of 110, 60 to 80 with a solid core panel, doors lengthened by 110 mm to 240 mm in the BRILLIANT collection, by up to 470 mm in the ELEGANTE and PRESTIGE collections, and by up to 450 mm in the BASIC collection. The ELEGANTE and PRESTIGE collections come with hinges covered with a nickel coating for a shiny and smart look. The top class hinges in the BRILLIANT collection emphasise the modern design of doors made for the most discerning users. The reinforced doors from the SOLID PLUS collection are fitted with 3 reinforced 3D hinges (adjustable in three planes).



Nickel hinges fitted as standard in the BRILLIANT collection



Hinges as an option for the BRILLIANT collection



White



Gold



Nickel hinges fitted as standard in the ELEGANTE & PRESTIGE collections



Galvanised hinges fitted as standard in the BASIC collection



3D hinges installed on the SOLID PLUS doors as standard



60-90



100



100-200

DOOR WIDTH

60, 70, 80 and 90 widths are available as standard. Other sizes (100, 110) are charged extra according to the door model selected. We manufacture double doors in the width range of 100-200, depending on the collection and door model.



Rebated

REBATED DOORS

As standard in the BRILLIANT, ELEGANTE, PRESTIGE and BASIC collections. This system uses a door with a lip (recess, rebate) which overlaps the frame. A lock is concealed in the rebate. All visible hinges and decorative details on the doors highlight the character of traditionally furnished interiors.



OPTIONAL
SIMPLE Non-rebated

NON-REBATED DOORS IN THE SIMPLE SYSTEM

Available as an option for the BRILLIANT, ELEGANTE, PRESTIGE and BASIC doors. This system incorporates a straight door edge that forms a single plane with the door frame. Visually more modern, without decorative details, it is ideal for minimalist interior décor.



OPTIONAL
Non-rebated Sliding

NON-REBATED DOORS IN THE SLIDING SYSTEM

A door without a rebate, with straight edges, uses a pull handle instead of a lever handle. A modern and minimalist solution for a wide range of applications.

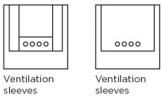
DESCRIPTION OF SYMBOLS

VENTILATION

Doors installed in rooms that require proper ventilation (e.g. bathrooms) must, in accordance with building regulations, have special ventilation openings in place (0.022 m²). The indicated air throughput is met by the air grille. Other available solutions can also be used, with adequate clearance between the door leaf and the floor, depending on the width of the leaf, so that the total air throughput is 0.022 m².

In order to best meet the needs of users, Vivento doors can come with an undercut or be fitted with sleeves in plastic or metal, or air grilles in plastic or stainless steel. For the BRILLIANT, ELEGANTE and Prestige door collections, the air grille is available for doors with a width no less than "80". The Acoustic door series is provided with a fire rated air grille (excluding smoke control doors). For detailed information, please find the description of the selected door model. When using an air grille, you can shorten the door on your own up to a maximum of 30 mm.

For shorter, made-to-measure doors, check that the chosen form of ventilation is feasible.



Ventilation sleeves

Ventilation sleeves

PLASTIC VENTILATION SLEEVES



Chrome

Satin chrome

Matt black

White

Gold



A wide range of colours to match the colours of the doors

METAL VENTILATION SLEEVES

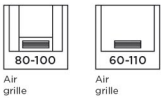


Nickel

Bronze

NUMBER OF SLEEVES IN DOOR LEAVES

Door leaf width	Number of sleeves	
	BRILLIANT, ELEGANTE & PRESTIGE	BASIC
60	3	4
70	4	4
80	4	5
90	5	5
100	5	5
110	5	5



Air grille

Air grille

PLASTIC AIR GRILLE

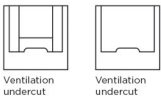


STAINLESS STEEL AIR GRILLE



When using an air grille, you can shorten the door on your own up to a maximum of 30 mm.

VENTILATION UNDERCUT



Ventilation undercut

Ventilation undercut





INTERNAL DOORS

BRILLIANT

Modern design, top quality materials, exceptional durability. BRILLIANT collection doors are an excellent choice for the most discerning users.

BRILLIANT BC-01, CPL Uni Anthracite

BRILLIANT BA-01, CPL Uni White

BRILLIANT BA /



COLOUR: CPL Uni White



BA-01



BA-02



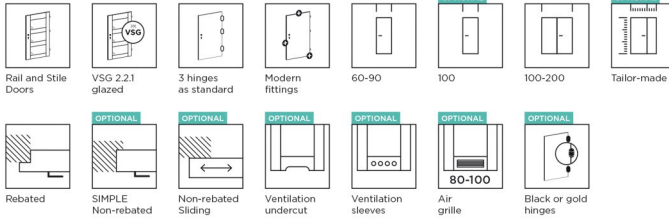
BA-03



BA-04



BA-05



AVAILABLE WIDTHS

- 60, 70, 80, 90, other sizes available at an extra charge

CONSTRUCTION

- A robust rail and stile construction made of wood and MDF

DOOR FRAME VARIANTS

- Fixed: MDF
- Adjustable: DIN (available for wall thicknesses of min. 80 mm.)

BRILLIANT BA PRICE LIST

Colour group	Price in GBP inc. VAT
	Glass: Satin VSG 2.21
PP	£ 413.50
CPL	£ 412.00
CLPL	£ 397.00

The Satin VSG 2.21 glass can be replaced with the Black VSG 2.21 glass for an additional charge calculated on an individual basis.

OPTIONS WITH AN EXTRA CHARGE

	EXTRA CHARGE
NON-STANDARD WIDTH	
Width 100	£ 33.00
Widths < 60	£ 203.00
Non-standard width	£ 99.00
NON-STANDARD HEIGHT	
Up to 60 mm shorter	£ 28.00
More than 60 mm shorter (feasibility evaluated case by case)	£ 104.00
Up to 240 mm longer (feasibility evaluated case by case)	£ 104.00
Additional hinge (required for doors 110 mm to 240 mm longer)	£ 11.50
Additional hinge for SIMPLE non-rebated system (required for doors 110 mm to 240 mm longer)	£ 42.50
Change of lock position (recommended for doors with a non-standard height)	£ 33.00
Modification of a model due to a non-standard door height	£ 47.00
VENTILATION	
Ventilation undercut	£ 14.00
Metal ventilation sleeves in nickel or bronze (pcs)	£ 14.00
Plastic ventilation sleeves in matt black, white, gold, satin chrome or chrome (pcs)	£ 7.50
Plastic air grille in matt silver for 80, 90 and 100 doors	£ 28.00
OTHER	
Non-rebated door, SIMPLE system	£ 94.50
Non-rebated door, wall-mounted standard sliding system, wall-mounted and pocket LOFT doors (excluding the PP colour group)	£ 23.50
Inactive door leaf for a double leaf, width S2 in mm: 420-609	£ 203.00
Inactive door leaf for a double leaf, width S2 in mm: 610, 710, 810, 910	£ 42.50
Inactive door leaf for a double leaf, width S2 in mm: 1010	£ 75.50
Drop down seal	£ 46.50

COMPONENTS

- VSG 2.21 satin glass, plain finish on both sides, 4 mm thick
- A mortise key lock (options include a turn and release lock, a lock with a euro profile cylinder or without the bottom hole)
- Nickel screw hinges (possible options are black or gold), 3 pcs.

AVAILABLE COLOURS

PP GROUP



Supermatt White

White Grain

Supermatt Grey



Natural Grandson Oak

CPL GROUP



Uni White

Luminous Grey

Uni Grey



Uni Anthracite



Walnut



Uni Black

CLPL GROUP



Bleached Larch

Old Oak

BRILLIANT BB-02 CPL Uni Grey

BRILLIANT
BB ✓

COLOUR: CPL Uni Grey



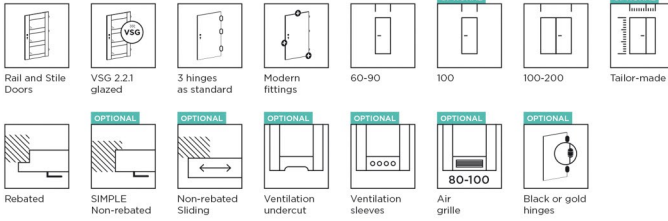
BB-01



BB-02



BB-03



AVAILABLE WIDTHS

- 60, 70, 80, 90, other sizes available at an extra charge

CONSTRUCTION

- A robust rail and stile construction made of wood and MDF

DOOR FRAME VARIANTS

- Fixed: MDF
- Adjustable: DIN (available for wall thicknesses of min. 80 mm.)

BRILLIANT BB PRICE LIST

Colour group	Price in GBP inc. VAT
	Glass: Satin VSG 2.21
PP	£ 423.50
CPL	£ 408.00
CLPL	£ 397.00

The Satin VSG 2.21 glass can be replaced with the Black VSG 2.21 glass for an additional charge calculated on an individual basis.

OPTIONS WITH AN EXTRA CHARGE

The products are available as per Polish standards. Cutting of doors to heights applicable according to standards at no extra charge (for rebated and non-rebated systems).

NON-STANDARD WIDTH EXTRA CHARGE

Width 100	£ 33.00
Widths < 60	£ 203.00
Non-standard width	£ 99.00

NON-STANDARD HEIGHT EXTRA CHARGE

Up to 60 mm shorter	£ 28.00
More than 60 mm shorter (feasibility evaluated case by case)	£ 104.00
Up to 240 mm longer (feasibility evaluated case by case)	£ 104.00
Additional hinge (required for doors 110 mm to 240 mm longer)	£ 11.50
Additional hinge for SIMPLE non-rebated system (required for doors 110 mm to 240 mm longer)	£ 42.50
Change of lock position (recommended for doors with a non-standard height)	£ 33.00
Modification of a model due to a non-standard door height	£ 47.00

VENTILATION EXTRA CHARGE

Ventilation undercut	£ 14.00
Metal ventilation sleeves in nickel or bronze (pcs)	£ 14.00
Plastic ventilation sleeves in matt black, white, gold, satin chrome or chrome (pcs)	£ 7.50
Plastic air grille in matt silver for 80, 90 and 100 doors	£ 28.00

OTHER EXTRA CHARGE

Non-rebated door, SIMPLE system	£ 94.50
Non-rebated door, wall-mounted standard sliding system, wall-mounted and pocket LOFT doors (excluding the PP colour group)	£ 23.50
Inactive door leaf for a double leaf, width S2 in mm: 420-609	£ 203.00
Inactive door leaf for a double leaf, width S2 in mm: 610, 710, 810, 910	£ 42.50
Inactive door leaf for a double leaf, width S2 in mm: 1010	£ 75.50
Drop down seal	£ 46.50

COMPONENTS

- VSG 2.21 satin glass, plain finish on both sides, 4 mm thick
- A mortise key lock (options include a turn and release lock, a lock with a euro profile cylinder or without the bottom hole)
- Nickel screw hinges (possible options are black or gold), 3 pcs.

AVAILABLE COLOURS

PP GROUP



Supermatt White

White Grain

Supermatt Grey



Natural Grandson Oak

CPL GROUP



Uni White

Luminous Grey

Uni Grey



Uni Anthracite



Walnut



Uni Black

CLPL GROUP



Bleached Larch

Old Oak

BRILLIANT BC-01, CPL Uni Anthracite

BRILLIANT BC /

COLOUR: CPL Uni Anthracite



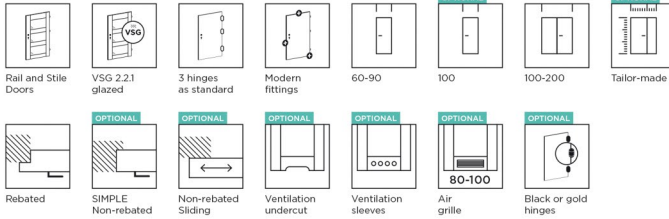
BC-01



BC-02



BC-03



AVAILABLE WIDTHS

- 60, 70, 80, 90, other sizes available at an extra charge

CONSTRUCTION

- A robust rail and stile construction made of wood and MDF

DOOR FRAME VARIANTS

- Fixed: MDF
- Adjustable: DIN (available for wall thicknesses of min. 80 mm.)

BRILLIANT BC PRICE LIST

Colour group	Price in GBP inc. VAT
	Glass: Satin VSG 2.21
PP	£ 472.50
CPL	£ 438.50
CLPL	£ 420.00

The Satin VSG 2.21 glass can be replaced with the Black VSG 2.21 glass for an additional charge calculated on an individual basis.

OPTIONS WITH AN EXTRA CHARGE

NON-STANDARD WIDTH	EXTRA CHARGE
Width 100	£ 33.00
Widths < 60	£ 203.00
Non-standard width	£ 99.00

NON-STANDARD HEIGHT	EXTRA CHARGE
Up to 60 mm shorter	£ 28.00
More than 60 mm shorter (feasibility evaluated case by case)	£ 104.00
Up to 240 mm longer (feasibility evaluated case by case)	£ 104.00
Additional hinge (required for doors 110 mm to 240 mm longer)	£ 11.50
Additional hinge for SIMPLE non-rebated system (required for doors 110 mm to 240 mm longer)	£ 42.50

Change of lock position (recommended for doors with a non-standard height)	£ 33.00
Modification of a model due to a non-standard door height	£ 47.00

VENTILATION	EXTRA CHARGE
Ventilation undercut	£ 14.00
Metal ventilation sleeves in nickel or bronze (pcs)	£ 14.00
Plastic ventilation sleeves in matt black, white, gold, satin chrome or chrome (pcs)	£ 7.50
Plastic air grille in matt silver for 80, 90 and 100 doors	£ 28.00

OTHER	EXTRA CHARGE
Non-rebated door, SIMPLE system	£ 94.50
Non-rebated door, wall-mounted standard sliding system, wall-mounted and pocket LOFT doors (excluding the PP colour group)	£ 23.50
Inactive door leaf for a double leaf, width S2 in mm: 420-609	£ 203.00
Inactive door leaf for a double leaf, width S2 in mm: 610, 710, 810, 910	£ 42.50
Inactive door leaf for a double leaf, width S2 in mm: 1010	£ 75.50
Drop down seal	£ 46.50

COMPONENTS

- VSG 2.21 satin glass, plain finish on both sides, 4 mm thick
- A mortise key lock (options include a turn and release lock, a lock with a euro profile cylinder or without the bottom hole)
- Nickel screw hinges (possible options are black or gold), 3 pcs.

AVAILABLE COLOURS

PP GROUP



Supermatt White

White Grain

Supermatt Grey



Natural Grandson Oak

CPL GROUP



Uni White

Luminous Grey

Uni Grey



Uni Anthracite



Walnut



Uni Black

CLPL GROUP



Bleached Larch

Old Oak

BRILLIANT BD-02, CPL Luminous Grey

BRILLIANT
BD



COLOUR: CPL Luminous Grey



BD-01



BD-02



BD-03



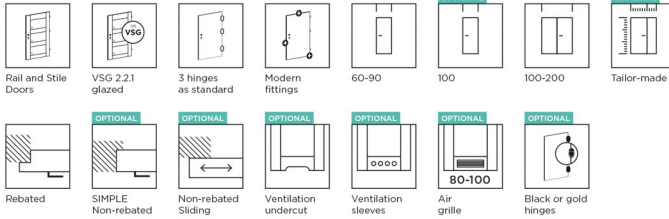
BD-04



BD-05



BD-06



AVAILABLE WIDTHS

- 60, 70, 80, 90, other sizes available at an extra charge

CONSTRUCTION

- A robust rail and stile construction made of wood and MDF

DOOR FRAME VARIANTS

- Fixed: MDF
- Adjustable: DIN (available for wall thicknesses of min. 80 mm.)

COMPONENTS

- VSG 2.21 satin glass, plain finish on both sides, 4 mm thick
- A mortise key lock (options include a turn and release lock, a lock with a euro profile cylinder or without the bottom hole)
- Nickel screw hinges (possible options are black or gold), 3 pcs.

BRILLIANT BD PRICE LIST

Colour group	Price in GBP inc. VAT
	Glass: Satin VSG 2.21
PP	£ 450.00
CPL	£ 435.00
CLPL	£ 431.00

The Satin VSG 2.21 glass can be replaced with the Black VSG 2.21 glass for an additional charge calculated on an individual basis.

AVAILABLE COLOURS

PP GROUP



Supermatt White

White Grain

Supermatt Grey



Natural Grandson Oak

CPL GROUP



Uni White

Luminous Grey

Uni Grey



Uni Anthracite



Walnut



Uni Black

CLPL GROUP



Bleached Larch

Old Oak

NON-STANDARD WIDTH	EXTRA CHARGE
Width 100	£ 33.00
Widths < 60	£ 203.00
Non-standard width	£ 99.00
NON-STANDARD HEIGHT	EXTRA CHARGE
Up to 60 mm shorter	£ 28.00
More than 60 mm shorter (feasibility evaluated case by case)	£ 104.00
Up to 240 mm longer (feasibility evaluated case by case)	£ 104.00
Additional hinge (required for doors 110 mm to 240 mm longer)	£ 11.50
Additional hinge for SIMPLE non-rebated system (required for doors 110 mm to 240 mm longer)	£ 42.50
Change of lock position (recommended for doors with a non-standard height)	£ 33.00
Modification of a model due to a non-standard door height	£ 47.00
VENTILATION	EXTRA CHARGE
Ventilation undercut	£ 14.00
Metal ventilation sleeves in nickel or bronze (pcs)	£ 14.00
Plastic ventilation sleeves in matt black, white, gold, satin chrome or chrome (pcs)	£ 7.50
Plastic air grille in matt silver for 80, 90 and 100 doors	£ 28.00
OTHER	EXTRA CHARGE
Non-rebated door, SIMPLE system	£ 94.50
Non-rebated door, wall-mounted standard sliding system, wall-mounted and pocket LOFT doors (excluding the PP colour group)	£ 23.50
Inactive door leaf for a double leaf, width S2 in mm: 420-609	£ 203.00
Inactive door leaf for a double leaf, width S2 in mm: 610, 710, 810, 910	£ 42.50
Inactive door leaf for a double leaf, width S2 in mm: 1010	£ 75.50
Drop down seal	£ 46.50



BRILLIANT BE-01, pp Supermatt Grey

BRILLIANT BE /

COLOUR: PP Supermatt Grey



BE-01

BE-02

BE-03

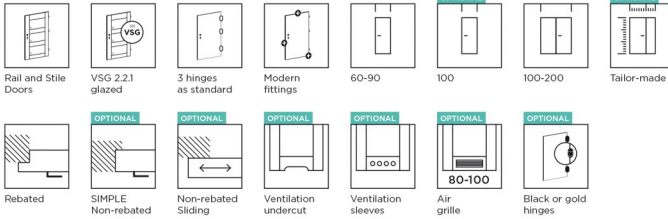
BE-04

BE-05

BE-06

BE-07

BE-08



AVAILABLE WIDTHS

- 60, 70, 80, 90, other sizes available at an extra charge

CONSTRUCTION

- A robust rail and stile construction made of wood and MDF

DOOR FRAME VARIANTS

- Fixed: MDF
- Adjustable: DIN (available for wall thicknesses of min. 80 mm.)

BRILLIANT BE PRICE LIST

Colour group	Price in GBP inc. VAT
	Glass: Satin VSG 2.21
PP	£ 427.50
CPL	£ 404.50
CLPL	£ 400.50

The Satin VSG 2.21 glass can be replaced with the Black VSG 2.21 glass for an additional charge calculated on an individual basis.

NON-STANDARD WIDTH	EXTRA CHARGE
Width 100	£ 33.00
Widths < 60	£ 203.00
Non-standard width	£ 99.00
NON-STANDARD HEIGHT	EXTRA CHARGE
Up to 60 mm shorter	£ 28.00
More than 60 mm shorter (feasibility evaluated case by case)	£ 104.00
Up to 240 mm longer (feasibility evaluated case by case)	£ 104.00
Additional hinge (required for doors 110 mm to 240 mm longer)	£ 11.50
Additional hinge for SIMPLE non-rebated system (required for doors 110 mm to 240 mm longer)	£ 42.50
Change of lock position (recommended for doors with a non-standard height)	£ 33.00
Modification of a model due to a non-standard door height	£ 47.00
VENTILATION	EXTRA CHARGE
Ventilation undercut	£ 14.00
Metal ventilation sleeves in nickel or bronze (pcs)	£ 14.00
Plastic ventilation sleeves in matt black, white, gold, satin chrome or chrome (pcs)	£ 7.50
Plastic air grille in matt silver for 80, 90 and 100 doors	£ 28.00
OTHER	EXTRA CHARGE
Non-rebated door, SIMPLE system	£ 94.50
Non-rebated door, wall-mounted standard sliding system, wall-mounted and pocket LOFT doors (excluding the PP colour group)	£ 23.50
Inactive door leaf for a double leaf, width S2 in mm: 420-609	£ 203.00
Inactive door leaf for a double leaf, width S2 in mm: 610, 710, 810, 910	£ 42.50
Inactive door leaf for a double leaf, width S2 in mm: 1010	£ 75.50
Drop down seal	£ 46.50

COMPONENTS

- VSG 2.21 satin glass, plain finish on both sides, 4 mm thick
- A mortise key lock (options include a turn and release lock, a lock with a euro profile cylinder or without the bottom hole)
- Nickel screw hinges (possible options are black or gold), 3 pcs.

AVAILABLE COLOURS

PP GROUP



Supermatt White

White Grain

Supermatt Grey



Natural Grandson Oak

CPL GROUP



Uni White

Luminous Grey

Uni Grey



Uni Anthracite

Walnut

Uni Black

CLPL GROUP



Bleached Larch

Old Oak

BRILLIANT BF-04, PP White Grain

BRILLIANT BF /



COLOUR: PP White Grain



BF-01

BF-02

BF-03

BF-04

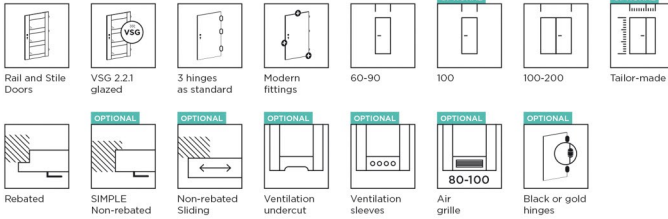
BF-05

BF-06

BF-07

BF-08

BF-09



AVAILABLE WIDTHS

- 60, 70, 80, 90, other sizes available at an extra charge

CONSTRUCTION

- A robust rail and stile construction made of wood and MDF

DOOR FRAME VARIANTS

- Fixed: MDF
- Adjustable: DIN (available for wall thicknesses of min. 80 mm.)

BRILLIANT BF PRICE LIST

Colour group	Price in GBP inc. VAT
	Glass: Satin VSG 2.21
PP	£ 442.50
CPL	£ 420.00
CLPL	£ 416.00

The Satin VSG 2.21 glass can be replaced with the Black VSG 2.21 glass for an additional charge calculated on an individual basis.

NON-STANDARD WIDTH	EXTRA CHARGE
Width 100	£ 33.00
Widths < 60	£ 203.00
Non-standard width	£ 99.00
NON-STANDARD HEIGHT	EXTRA CHARGE
Up to 60 mm shorter	£ 28.00
More than 60 mm shorter (feasibility evaluated case by case)	£ 104.00
Up to 240 mm longer (feasibility evaluated case by case)	£ 104.00
Additional hinge (required for doors 110 mm to 240 mm longer)	£ 11.50
Additional hinge for SIMPLE non-rebated system (required for doors 110 mm to 240 mm longer)	£ 42.50
Change of lock position (recommended for doors with a non-standard height)	£ 33.00
Modification of a model due to a non-standard door height	£ 47.00
VENTILATION	EXTRA CHARGE
Ventilation undercut	£ 14.00
Metal ventilation sleeves in nickel or bronze (pcs)	£ 14.00
Plastic ventilation sleeves in matt black, white, gold, satin chrome or chrome (pcs)	£ 7.50
Plastic air grille in matt silver for 80, 90 and 100 doors	£ 28.00
OTHER	EXTRA CHARGE
Non-rebated door, SIMPLE system	£ 94.50
Non-rebated door, wall-mounted standard sliding system, wall-mounted and pocket LOFT doors (excluding the PP colour group)	£ 23.50
Inactive door leaf for a double leaf, width S2 in mm: 420-609	£ 203.00
Inactive door leaf for a double leaf, width S2 in mm: 610, 710, 810, 910	£ 42.50
Inactive door leaf for a double leaf, width S2 in mm: 1010	£ 75.50
Drop down seal	£ 46.50

COMPONENTS

- VSG 2.21 satin glass, plain finish on both sides, 4 mm thick
- A mortise key lock (options include a turn and release lock, a lock with a euro profile cylinder or without the bottom hole)
- Nickel screw hinges (possible options are black or gold), 3 pcs.

AVAILABLE COLOURS

PP GROUP



Supermatt White

White Grain

Supermatt Grey



Natural Grandson Oak

CPL GROUP



Uni White

Luminous Grey

Uni Grey



Uni Anthracite

Walnut

Uni Black

CLPL GROUP



Bleached Larch

Old Oak

BRILLIANT BG-01, PP Natural Grandson Oak

BRILLIANT BG /



COLOUR: PP Natural Grandson Oak



BG-01



BG-02



BG-03



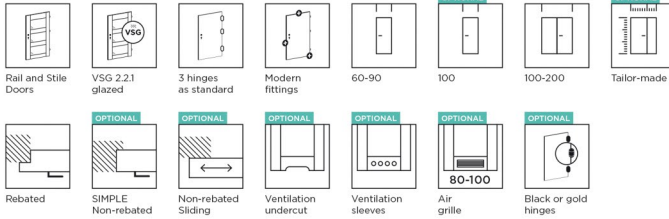
BG-04



BG-05



BG-06



AVAILABLE WIDTHS

- 60, 70, 80, 90, other sizes available at an extra charge

CONSTRUCTION

- A robust rail and stile construction made of wood and MDF

DOOR FRAME VARIANTS

- Fixed: MDF
- Adjustable: DIN (available for wall thicknesses of min. 80 mm.)

BRILLIANT BG PRICE LIST

Colour group	Price in GBP inc. VAT
	Glass: Satin VSG 2.21
PP	£ 434.50
CPL	£ 400.50
CLPL	£ 393.50

The Satin VSG 2.21 glass can be replaced with the Black VSG 2.21 glass for an additional charge calculated on an individual basis.

NON-STANDARD WIDTH	EXTRA CHARGE
Width 100	£ 33.00
Widths < 60	£ 203.00
Non-standard width	£ 99.00
NON-STANDARD HEIGHT	EXTRA CHARGE
Up to 60 mm shorter	£ 28.00
More than 60 mm shorter (feasibility evaluated case by case)	£ 104.00
Up to 240 mm longer (feasibility evaluated case by case)	£ 104.00
Additional hinge (required for doors 110 mm to 240 mm longer)	£ 11.50
Additional hinge for SIMPLE non-rebated system (required for doors 110 mm to 240 mm longer)	£ 42.50
Change of lock position (recommended for doors with a non-standard height)	£ 33.00
Modification of a model due to a non-standard door height	£ 47.00
VENTILATION	EXTRA CHARGE
Ventilation undercut	£ 14.00
Metal ventilation sleeves in nickel or bronze (pcs)	£ 14.00
Plastic ventilation sleeves in matt black, white, gold, satin chrome or chrome (pcs)	£ 7.50
Plastic air grille in matt silver for 80, 90 and 100 doors	£ 28.00
OTHER	EXTRA CHARGE
Non-rebated door, SIMPLE system	£ 94.50
Non-rebated door, wall-mounted standard sliding system, wall-mounted and pocket LOFT doors (excluding the PP colour group)	£ 23.50
Inactive door leaf for a double leaf, width S2 in mm: 420-609	£ 203.00
Inactive door leaf for a double leaf, width S2 in mm: 610, 710, 810, 910	£ 42.50
Inactive door leaf for a double leaf, width S2 in mm: 1010	£ 75.50
Drop down seal	£ 46.50

COMPONENTS

- VSG 2.21 satin glass, plain finish on both sides, 4 mm thick
- A mortise key lock (options include a turn and release lock, a lock with a euro profile cylinder or without the bottom hole)
- Nickel screw hinges (possible options are black or gold), 3 pcs.

AVAILABLE COLOURS

PP GROUP



CPL GROUP



CLPL GROUP




NEW

BRILLIANT BH-01, CPL Uni Black

BRILLIANT
BH /



COLOUR: CPL Uni Black



BH-01



BH-02



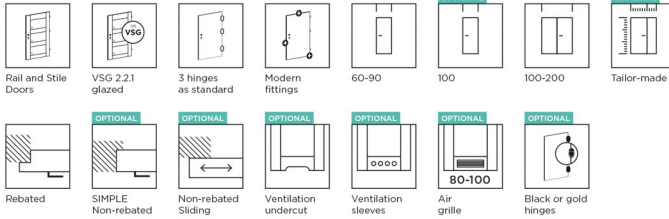
BH-03



BH-04



BH-05



AVAILABLE WIDTHS

- 60, 70, 80, 90, other sizes available at an extra charge

CONSTRUCTION

- A robust rail and stile construction made of wood and MDF

DOOR FRAME VARIANTS

- Fixed: MDF
- Adjustable: DIN (available for wall thicknesses of min. 80 mm.)

BRILLIANT BH PRICE LIST

Colour group	Price in GBP inc. VAT
	Glass: Satin VSG 2.21
PP	£ 412.00
CPL	£ 386.00
CLPL	£ 378.00

The Satin VSG 2.21 glass can be replaced with the Black VSG 2.21 glass for an additional charge calculated on an individual basis.

NON-STANDARD WIDTH	EXTRA CHARGE
Width 100	£ 33.00
Widths < 60	£ 203.00
Non-standard width	£ 99.00
NON-STANDARD HEIGHT	EXTRA CHARGE
Up to 60 mm shorter	£ 28.00
More than 60 mm shorter (feasibility evaluated case by case)	£ 104.00
Up to 240 mm longer (feasibility evaluated case by case)	£ 104.00
Additional hinge (required for doors 110 mm to 240 mm longer)	£ 11.50
Additional hinge for SIMPLE non-rebated system (required for doors 110 mm to 240 mm longer)	£ 42.50
Change of lock position (recommended for doors with a non-standard height)	£ 33.00
Modification of a model due to a non-standard door height	£ 47.00
VENTILATION	EXTRA CHARGE
Ventilation undercut	£ 14.00
Metal ventilation sleeves in nickel or bronze (pcs)	£ 14.00
Plastic ventilation sleeves in matt black, white, gold, satin chrome or chrome (pcs)	£ 7.50
Plastic air grille in matt silver for 80, 90 and 100 doors	£ 28.00
OTHER	EXTRA CHARGE
Non-rebated door, SIMPLE system	£ 94.50
Non-rebated door, wall-mounted standard sliding system, wall-mounted and pocket LOFT doors (excluding the PP colour group)	£ 23.50
Inactive door leaf for a double leaf, width S2 in mm: 420-609	£ 203.00
Inactive door leaf for a double leaf, width S2 in mm: 610, 710, 810, 910	£ 42.50
Inactive door leaf for a double leaf, width S2 in mm: 1010	£ 75.50
Drop down seal	£ 46.50

COMPONENTS

- VSG 2.21 satin glass, plain finish on both sides, 4 mm thick
- A mortise key lock (options include a turn and release lock, a lock with a euro profile cylinder or without the bottom hole)
- Nickel screw hinges (possible options are black or gold), 3 pcs.

AVAILABLE COLOURS

PP GROUP



Supermatt White

White Grain

Supermatt Grey



Natural Grandson Oak

CPL GROUP



Uni White

Luminous Grey

Uni Grey



Uni Anthracite



Walnut



Uni Black

CLPL GROUP



Bleached Larch

Old Oak



BRILLIANT BO-01, CPL Uni White

BRILLIANT
BO

COLOUR: CPL Uni White



BO-01



BO-02

Bevelled satin VSG 3.3.1
(Satin bevel, opaque)



BO-03

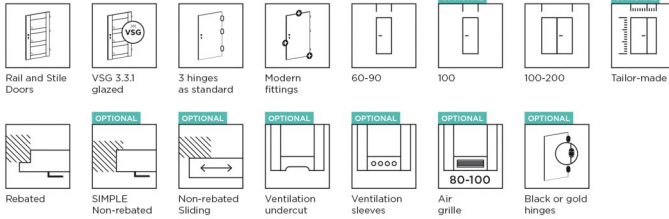
Bevelled clear
VSG 3.3.1 glass



In BO-02 model: satin bevel and glass, opaque



In BO-03 model: clear bevel and glass



AVAILABLE WIDTHS

- 60, 70, 80, 90, other sizes available at an extra charge

CONSTRUCTION

- A robust rail and stile construction made of wood and MDF

DOOR FRAME VARIANTS

- Fixed: MDF
- Adjustable: DIN (available for wall thicknesses of min. 80 mm.)

COMPONENTS

- Bevelled satin VSG 3.31 glass, plain on both sides, 4 mm thick
- Optionally: Satin VSG 2.21 glass, clear on both sides, 4 mm thick (without bevel)
- A mortise key lock (options include a turn and release lock, a lock with a euro profile cylinder or without the bottom hole)
- Nickel screw hinges (possible options are black or gold), 3 pcs.

BRILLIANT BO PRICE LIST

Colour group	Price in GBP inc. VAT	
	BO-01 Type	BO-02 and BO-03 Type Glass: Satin or clear VSG 3.31
PP	£ 408.00	£ 495.50
CPL	£ 382.00	£ 480.00
CLPL	£ 374.00	£ 476.50

The Satin VSG 3.31 glass can be replaced with the Black VSG 3.31 glass for an additional charge calculated on an individual basis.

AVAILABLE COLOURS

PP GROUP



CPL GROUP



CLPL GROUP




OPTIONS WITH AN EXTRA CHARGE

NON-STANDARD WIDTH	EXTRA CHARGE
Width 100	£ 33.00
Widths < 60	£ 203.00
Non-standard width	£ 99.00
NON-STANDARD HEIGHT	EXTRA CHARGE
Up to 60 mm shorter	£ 28.00
More than 60 mm shorter (feasibility evaluated case by case)	£ 104.00
Up to 240 mm longer (feasibility evaluated case by case)	£ 104.00
Additional hinge (required for doors 110 mm to 240 mm longer)	£ 11.50
Additional hinge for SIMPLE non-rebated system (required for doors 110 mm to 240 mm longer)	£ 42.50
Change of lock position (recommended for doors with a non-standard height)	£ 33.00
Modification of a model due to a non-standard door height	£ 47.00
VENTILATION	EXTRA CHARGE
Ventilation undercut	£ 14.00
Metal ventilation sleeves in nickel or bronze (pcs)	£ 14.00
Plastic ventilation sleeves in matt black, white, gold, satin chrome or chrome (pcs)	£ 7.50
Plastic air grille in matt silver for 80, 90 and 100 doors	£ 28.00
OTHER	EXTRA CHARGE
Non-rebated door, SIMPLE system	£ 64.50
Non-rebated door, wall-mounted standard sliding system, wall-mounted and pocket LOFT doors (excluding the PP colour group)	£ 23.50
Inactive door leaf for a double leaf, width S2 in mm: 420-609	£ 203.00
Inactive door leaf for a double leaf, width S2 in mm: 610, 710, 810, 910	£ 42.50
Inactive door leaf for a double leaf, width S2 in mm: 1010	£ 75.50
Drop down seal	£ 46.50

Non-standard heights are limited for the Model BO-01 doors. Doors featuring glazing are subject to extended lead times.

NEW



ELEGANTE EC-01, CPL Uni Black

INTERNAL DOORS

／ **ELEGANTE**

Contemporary design combined with the highest quality materials are a guarantee of elegance for every interior.

NEW

ELEGANTE EA-01: CPL Uni Black

ELEGANTE
EA /

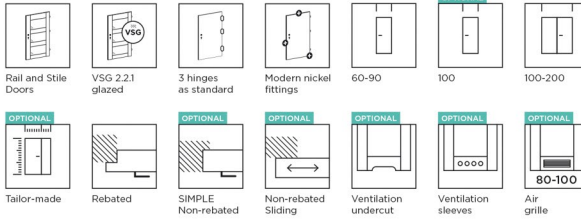
COLOUR: CPL Uni Black



EA-01
Glass:
Transparent
VSG 2.21



EA-02
Glass:
Satin
VSG 2.21



AVAILABLE WIDTHS

- 60, 70, 80, 90, other sizes available at an extra charge

CONSTRUCTION

- A robust rail and stile construction made of MDF

DOOR FRAME VARIANTS

- Fixed: timber and MDF
- Adjustable: DIN, DUALE, ZOS

COMPONENTS


- Clear VSG 2.21 glass or Satin VSG 2.21 glass
- A mortise key lock (options include a turn and release lock, a lock with a euro profile cylinder or without the bottom hole)
- Screw hinges, 3 pcs.

ELEGANTE EA PRICE LIST

Colour group	Price GBP inc. VAT	
	EA-01 Glass: Transparent VSG 2.21	EA-02 Glass: Satin VSG 2.21
PP	£ 548.00	£ 628.00
CPL	£ 529.50	£ 609.00
CLPL	£ 527.50	£ 605.00
FF	£ 510.50	£ 590.00


AVAILABLE COLOURS

PP GROUP



Supermatt White Natural Grandson Oak

CPL GROUP



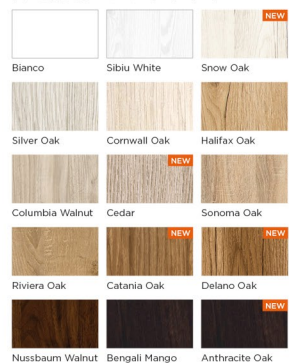
Uni White Luminous Grey Uni Grey
Uni Anthracite Walnut Uni Black

CLPL GROUP



Bleached Larch Honey Oak Spanish Oak
Old Oak

FF GROUP



Bianco Sibiu White Snow Oak
Silver Oak Cornwall Oak Halifax Oak
Columbia Walnut Cedar Sonoma Oak
Riviera Oak Catania Oak Delano Oak
Nussbaum Walnut Bengali Mango Anthracite Oak

OPTIONS WITH AN EXTRA CHARGE

NON-STANDARD WIDTH	EXTRA CHARGE
Width 100	£ 33.00
Widths < 60	£ 203.00
Non-standard width	£ 99.00
NON-STANDARD HEIGHT	EXTRA CHARGE
Up to 60 mm shorter	£ 28.00
More than 60 mm shorter (feasibility evaluated case by case)	£ 104.00
Up to 470 mm longer (feasibility evaluated case by case)	£ 104.00
Additional hinge (required for doors 110 mm to 470 mm longer)	£ 11.50
Additional hinge for SIMPLE non-rebated system (required for doors 110 mm to 470 mm longer)	£ 42.50
Change of lock position (recommended for doors with a non-standard height)	£ 33.00
VENTILATION	EXTRA CHARGE
Ventilation undercut	£ 14.00
Metal ventilation sleeves in nickel or bronze (pcs)	£ 14.00
Plastic ventilation sleeves in matt black, white, gold, satin chrome or chrome (pcs)	£ 7.50
Plastic air grille in matt silver for 80, 90 and 100 doors	£ 28.00
OTHER	EXTRA CHARGE
Non-rebated door, SIMPLE system	£ 94.50
Non-rebated door, wall-mounted standard sliding system, wall-mounted and pocket LOFT doors	£ 23.50
Inactive door leaf for a double leaf, width S2 in mm: 420-609	£ 203.00
Inactive door leaf for a double leaf, width S2 in mm: 610, 710, 810, 910	£ 42.50
Inactive door leaf for a double leaf, width S2 in mm: 1010	£ 75.50
Drop down seal	£ 46.50

NEW



W.F. Catania Oak

ELEGANTE
EB /



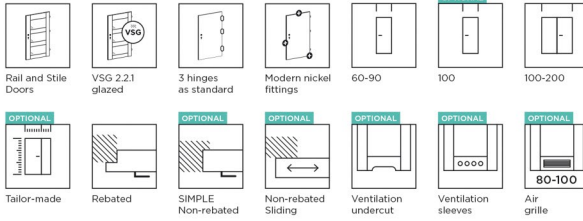
COLOUR: CPL Uni Black



EB-01
Glass:
Transparent
VSG 2.21



EB-02
Glass:
Satin
VSG 2.21



AVAILABLE WIDTHS

- 60, 70, 80, 90, other sizes available at an extra charge

CONSTRUCTION

- A robust rail and stile construction made of MDF

DOOR FRAME VARIANTS

- Fixed: timber and MDF
- Adjustable: DIN, DUALE, ZOS

COMPONENTS


- Clear VSG 2.2.1 glass or Satin VSG 2.2.1 glass
- A mortise key lock (options include a turn and release lock, a lock with a euro profile cylinder or without the bottom hole)
- Screw hinges, 3 pcs.

ELEGANTE EB PRICE LIST

Colour group	Price in GBP inc. VAT	
	EB-01 Glass: Transparent VSG 2.2.1	EB-02 Glass: Satin VSG 2.2.1
PP	£ 548.00	£ 628.00
CPL	£ 529.50	£ 609.00
CLPL	£ 527.50	£ 605.00
FF	£ 510.50	£ 590.00


AVAILABLE COLOURS

PP GROUP



Supermatt White Natural Grandson Oak

CPL GROUP



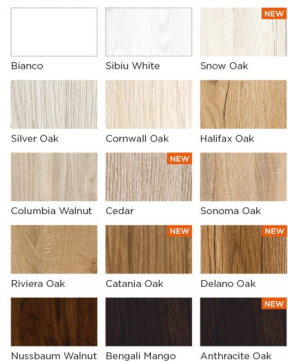
Uni White Luminous Grey Uni Grey
Uni Anthracite Walnut Uni Black

CLPL GROUP



Bleached Larch Honey Oak Spanish Oak
Old Oak

FF GROUP



Bianco Sibiu White Snow Oak
Silver Oak Cornwall Oak Halifax Oak
Columbia Walnut Cedar Sonoma Oak
Riviera Oak Catania Oak Delano Oak
Nussbaum Walnut Bengali Mango Anthracite Oak

OPTIONS WITH AN EXTRA CHARGE

NON-STANDARD WIDTH	EXTRA CHARGE
Width 100	£ 33.00
Widths < 60	£ 203.00
Non-standard width	£ 99.00
NON-STANDARD HEIGHT	EXTRA CHARGE
Up to 60 mm shorter	£ 28.00
More than 60 mm shorter (feasibility evaluated case by case)	£ 104.00
Up to 470 mm longer (feasibility evaluated case by case)	£ 104.00
Additional hinge (required for doors 110 mm to 470 mm longer)	£ 11.50
Additional hinge for SIMPLE non-rebated system (required for doors 110 mm to 470 mm longer)	£ 42.50
Change of lock position (recommended for doors with a non-standard height)	£ 33.00
VENTILATION	EXTRA CHARGE
Ventilation undercut	£ 14.00
Metal ventilation sleeves in nickel or bronze (pcs)	£ 14.00
Plastic ventilation sleeves in matt black, white, gold, satin chrome or chrome (pcs)	£ 7.50
Plastic air grille in matt silver for 80, 90 and 100 doors	£ 28.00
OTHER	EXTRA CHARGE
Non-rebated door, SIMPLE system	£ 94.50
Non-rebated door, wall-mounted standard sliding system, wall-mounted and pocket LOFT doors	£ 23.50
Inactive door leaf for a double leaf, width S2 in mm: 420-609	£ 203.00
Inactive door leaf for a double leaf, width S2 in mm: 610, 710, 810, 910	£ 42.50
Inactive door leaf for a double leaf, width S2 in mm: 1010	£ 75.50
Drop down seal	£ 46.50

NEW

ELEGANTE EC-01, CPL Uni Black

ELEGANTE
EC /

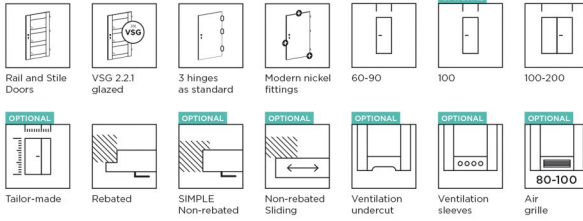
COLOUR: CPL Uni Black



EC-01
Glass:
Transparent
VSG 2.2.1



EC-02
Glass:
Satin
VSG 2.2.1



AVAILABLE WIDTHS

- 60, 70, 80, 90, other sizes available at an extra charge

CONSTRUCTION

- A robust rail and stile construction made of MDF

DOOR FRAME VARIANTS

- Fixed: timber and MDF
- Adjustable: DIN, DUALE, ZOS

COMPONENTS


- Clear VSG 2.2.1 glass or Satin VSG 2.2.1 glass
- A mortise key lock (options include a turn and release lock, a lock with a euro profile cylinder or without the bottom hole)
- Screw hinges, 3 pcs.

ELEGANTE EC PRICE LIST


Colour group	Price in GBP inc. VAT	
	EC-01 Glass: Transparent VSG 2.2.1	EC-02 Glass: Satin VSG 2.2.1
PP	£ 548.00	£ 628.00
CPL	£ 529.50	£ 609.00
CLPL	£ 527.50	£ 605.00
FF	£ 510.50	£ 590.00

AVAILABLE COLOURS

PP GROUP      



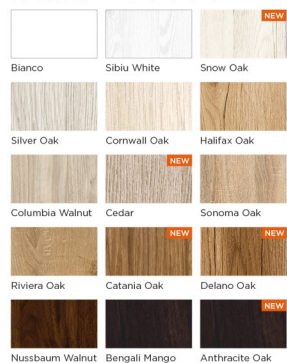
CPL GROUP      



CLPL GROUP      



FF GROUP      



OPTIONS WITH AN EXTRA CHARGE

NON-STANDARD WIDTH	EXTRA CHARGE
Width 100	£ 33.00
Widths < 60	£ 203.00
Non-standard width	£ 99.00
NON-STANDARD HEIGHT	EXTRA CHARGE
Up to 60 mm shorter	£ 28.00
More than 60 mm shorter (feasibility evaluated case by case)	£ 104.00
Up to 470 mm longer (feasibility evaluated case by case)	£ 104.00
Additional hinge (required for doors 110 mm to 470 mm longer)	£ 11.50
Additional hinge for SIMPLE non-rebated system (required for doors 110 mm to 470 mm longer)	£ 42.50
Change of lock position (recommended for doors with a non-standard height)	£ 33.00
VENTILATION	EXTRA CHARGE
Ventilation undercut	£ 14.00
Metal ventilation sleeves in nickel or bronze (pcs)	£ 14.00
Plastic ventilation sleeves in matt black, white, gold, satin chrome or chrome (pcs)	£ 7.50
Plastic air grille in matt silver for 80, 90 and 100 doors	£ 28.00
OTHER	EXTRA CHARGE
Non-rebated door, SIMPLE system	£ 94.50
Non-rebated door, wall-mounted standard sliding system, wall-mounted and pocket LOFT doors	£ 23.50
Inactive door leaf for a double leaf, width S2 in mm: 420-609	£ 203.00
Inactive door leaf for a double leaf, width S2 in mm: 610, 710, 810, 910	£ 42.50
Inactive door leaf for a double leaf, width S2 in mm: 1010	£ 75.50
Drop down seal	£ 46.50

NEW



ELEGANTE ED-02 FF Snow Oak

ELEGANTE
ED

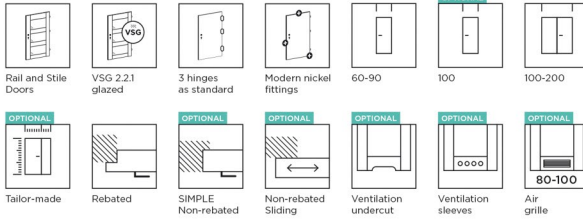
COLOUR: CPL Uni Black



ED-01
Glass:
Transparent
VSG 2.2.1



ED-02
Glass:
Satin
VSG 2.2.1



AVAILABLE WIDTHS

- 60, 70, 80, 90, other sizes available at an extra charge

CONSTRUCTION

- A robust rail and stile construction made of MDF

DOOR FRAME VARIANTS

- Fixed: timber and MDF
- Adjustable: DIN, DUALE, ZOS

COMPONENTS


- Clear VSG 2.2.1 glass or Satin VSG 2.2.1 glass
- A mortise key lock (options include a turn and release lock, a lock with a euro profile cylinder or without the bottom hole)
- Screw hinges, 3 pcs.

ELEGANTE ED PRICE LIST

Colour group	Price in GBP inc. VAT	
	ED-01 Glass: Transparent VSG 2.2.1	ED-02 Glass: Satin VSG 2.2.1
PP	£ 548.00	£ 628.00
CPL	£ 529.50	£ 609.00
CLPL	£ 527.50	£ 605.00
FF	£ 510.50	£ 590.00


AVAILABLE COLOURS

PP GROUP



Supermatt White Natural Grandson Oak

CPL GROUP



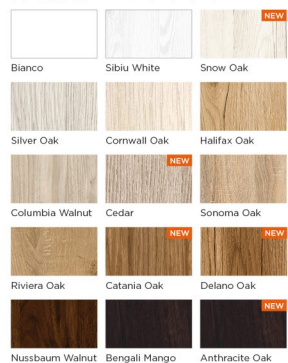
Uni White Luminous Grey Uni Grey
Uni Anthracite Walnut Uni Black

CLPL GROUP



Bleached Larch Honey Oak Spanish Oak
Old Oak

FF GROUP



Bianco Sibiu White Snow Oak
Silver Oak Cornwall Oak Halifax Oak
Columbia Walnut Cedar Sonoma Oak
Riviera Oak Catania Oak Delano Oak
Nussbaum Walnut Bengali Mango Anthracite Oak

OPTIONS WITH AN EXTRA CHARGE

NON-STANDARD WIDTH	EXTRA CHARGE
Width 100	£ 33.00
Widths < 60	£ 203.00
Non-standard width	£ 99.00
NON-STANDARD HEIGHT	EXTRA CHARGE
Up to 60 mm shorter	£ 28.00
More than 60 mm shorter (feasibility evaluated case by case)	£ 104.00
Up to 470 mm longer (feasibility evaluated case by case)	£ 104.00
Additional hinge (required for doors 110 mm to 470 mm longer)	£ 11.50
Additional hinge for SIMPLE non-rebated system (required for doors 110 mm to 470 mm longer)	£ 42.50
Change of lock position (recommended for doors with a non-standard height)	£ 33.00
VENTILATION	EXTRA CHARGE
Ventilation undercut	£ 14.00
Metal ventilation sleeves in nickel or bronze (pcs)	£ 14.00
Plastic ventilation sleeves in matt black, white, gold, satin chrome or chrome (pcs)	£ 7.50
Plastic air grille in matt silver for 80, 90 and 100 doors	£ 28.00
OTHER	EXTRA CHARGE
Non-rebated door, SIMPLE system	£ 94.50
Non-rebated door, wall-mounted standard sliding system, wall-mounted and pocket LOFT doors	£ 23.50
Inactive door leaf for a double leaf, width S2 in mm: 420-609	£ 203.00
Inactive door leaf for a double leaf, width S2 in mm: 610, 710, 810, 910	£ 42.50
Inactive door leaf for a double leaf, width S2 in mm: 1010	£ 75.50
Drop down seal	£ 46.50



PRESTIGE PO-02, CPL Uni White

INTERNAL DOORS

／ **PRESTIGE**

A subtle complement or a striking contrast? PRESTIGE collection doors combine elegance with an interesting form. They guarantee privacy and add a unique character to your interior.



COLOUR: FF Riviera Oak



PA-01

PA-02

PA-03

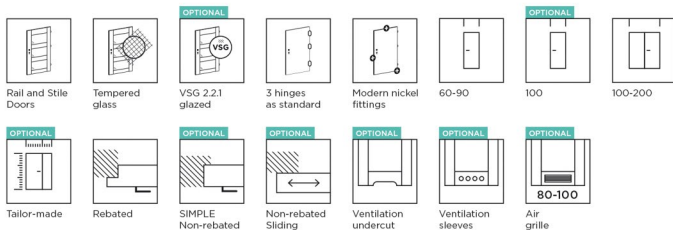
PA-04

PA-05

PA-06

PA-07

PA-08



AVAILABLE WIDTHS

- 60, 70, 80, 90, other sizes available at an extra charge

CONSTRUCTION

- A robust rail and stile construction made of MDF

DOOR FRAME VARIANTS

- Fixed: timber and MDF
- Adjustable: DIN, DUALE, ZOS

COMPONENTS

- Tempered Satin glass, 4 mm thick
- Option: VSG 2.2.1 Satin glass, plain finish on both sides
- A mortise key lock (options include a turn and release lock, a lock with a euro profile cylinder or without the bottom hole)
- Screw hinges, 3 pcs.

PRESTIGE PA PRICE LIST

Colour group	Price in GBP inc. VAT	
	Glass: Tempered Satin	Glass: Satin VSG 2.2.1
CPL	£ 351.00	
CLPL	£ 345.00	Price, see adjacent column + extra charge, see table below
FF	£ 284.00	

EXTRA CHARGE FOR GLAZING CHANGE – SATIN VSG 2.2.1 GLASS

PA-01	PA-02	PA-03	PA-04	PA-05	PA-06	PA-07	PA-08
-	£122.50	£39.50	£56.50	£71.00	£42.50	£28.00	£56.50

The Satin VSG 2.2.1 glass can be replaced with the Black VSG 2.2.1 glass for an additional charge calculated on an individual basis.

OPTIONS WITH AN EXTRA CHARGE


The product is available as per Polish, Czech and Slovakian standards. Non-standard sizes available as per Polish standards.

NON-STANDARD WIDTH	EXTRA CHARGE
Width 100	£ 33.00
Widths < 60	£ 203.00
Non-standard width, Door with Satin Deco, Lacomat* or VSG 2.2.1 Satin glass	£ 99.00
NON-STANDARD HEIGHT	EXTRA CHARGE
Up to 60 mm shorter	£ 28.00
More than 60 mm shorter (feasibility evaluated case by case)	£ 104.00
Door with Satin Deco, Lacomat or VSG 2.2.1 Satin glass.	
Up to 470 mm longer (feasibility evaluated case by case)	£ 104.00
Door with Satin Deco, Lacomat or VSG 2.2.1 Satin glass.	
Additional hinge (required for doors 110 mm to 470 mm longer)	£ 11.50
Additional hinge for SIMPLE non-rebated system (required for doors 110 mm to 470 mm longer)	£ 42.50
Change of lock position (recommended for doors with a non-standard height)	£ 33.00
Modification of a model due to a non-standard door height	£ 47.00
VENTILATION	EXTRA CHARGE
Ventilation undercut	£ 14.00
Metal ventilation sleeves in nickel or bronze (pcs)	£ 14.00
Plastic ventilation sleeves in matt black, white, gold, satin chrome or chrome (pcs)	£ 7.50
Plastic air grille in matt silver for 80, 90 and 100 doors	£ 28.00
OTHER	EXTRA CHARGE
Non-rebated door, SIMPLE system	£ 94.50
Non-rebated door, wall-mounted standard sliding system, wall-mounted and pocket LOFT doors	£ 23.50
Inactive door leaf for a double leaf, width S2 in mm: 420-609	£ 203.00
Inactive door leaf for a double leaf, width S2 in mm: 610, 710, 810, 910	£ 42.50
Inactive door leaf for a double leaf, width S2 in mm: 1010	£ 75.50
Drop down seal	£ 46.50

*While stocks last

AVAILABLE COLOURS

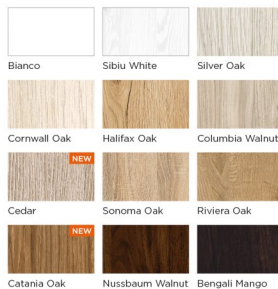
CPL GROUP



CLPL GROUP



FF GROUP



PRESTIGE AN-02, FF Bianco

PRESTIGE AN /

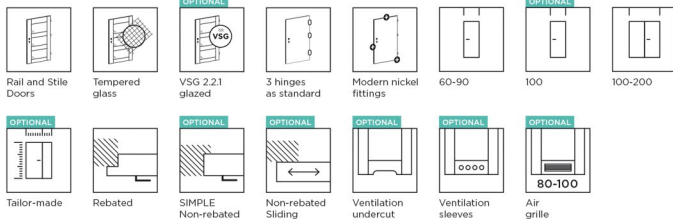
COLOUR: FF Columbia Walnut



AN-01

AN-02

AN-03



AVAILABLE WIDTHS

- 60, 70, 80, 90, other sizes available at an extra charge

CONSTRUCTION

- A robust rail and stile construction made of MDF

DOOR FRAME VARIANTS

- Fixed: timber and MDF
- Adjustable: DIN, DUALE, ZOS

COMPONENTS

- Tempered Satin glass, 4 mm thick
- Option: VSG 2.2.1 Satin glass, plain finish on both sides
- A mortise key lock (options include a turn and release lock, a lock with a euro profile cylinder or without the bottom hole)
- Screw hinges, 3 pcs.

PRESTIGE AN PRICE LIST

Colour group	Price in GBP inc. VAT	
	Glass: Tempered Satin	Glass: Satin VSG 2.2.1
PP	£ 369.00	
CPL	£ 340.50	Price, see adjacent column + extra charge, see table below
CLPL	£ 334.00	
FF	£ 288.00	

EXTRA CHARGE FOR GLAZING CHANGE - SATIN VSG 2.2.1 GLASS

AN-01	AN-02	AN-03
-	£ 79.00	£ 26.00

The Satin VSG 2.2.1 glass can be replaced with the Black VSG 2.2.1 glass for an additional charge calculated on an individual basis.


OPTIONS WITH AN EXTRA CHARGE

NON-STANDARD WIDTH	EXTRA CHARGE
Width 100	£ 33.00
Widths < 60	£ 203.00
Non-standard width, Door with Satin Deco, Lacomat* or VSG 2.2.1 Satin glass	£ 99.00
NON-STANDARD HEIGHT	EXTRA CHARGE
Up to 60 mm shorter	£ 28.00
More than 60 mm shorter (feasibility evaluated case by case)	
Door with Satin Deco, Lacomat* or VSG 2.2.1 Satin glass.	£ 104.00
Up to 470 mm longer (feasibility evaluated case by case)	
Door with Satin Deco, Lacomat* or VSG 2.2.1 Satin glass.	£ 104.00
Additional hinge (required for doors 110 mm to 470 mm longer)	£ 11.50
Additional hinge for SIMPLE non-rebated system (required for doors 110 mm to 470 mm longer)	£ 42.50
Change of lock position (recommended for doors with a non-standard height)	£ 33.00
Modification of a model due to a non-standard door height	£ 47.00
VENTILATION	EXTRA CHARGE
Ventilation undercut	£ 14.00
Metal ventilation sleeves in nickel or bronze (pcs)	£ 14.00
Plastic ventilation sleeves in matt black, white, gold, satin chrome or chrome (pcs)	£ 7.50
Plastic air grille in matt silver for 80, 90 and 100 doors	£ 28.00
OTHER	EXTRA CHARGE
Non-rebated door, SIMPLE system	£ 94.50
Non-rebated door, wall-mounted standard sliding system, wall-mounted and pocket LOFT doors	£ 23.50
Inactive door leaf for a double leaf, width S2 in mm: 420-609	£ 203.00
Inactive door leaf for a double leaf, width S2 in mm: 610, 710, 810, 910	£ 42.50
Inactive door leaf for a double leaf, width S2 in mm: 1010	£ 75.50
Drop down seal	£ 46.50

*While stocks last

AVAILABLE COLOURS

PP GROUP




CPL GROUP



CLPL GROUP



FF GROUP



PRESTIGE PB-02, CPL Uni White

PRESTIGE PB /



COLOUR: FF Nussbaum Walnut



PB-01



PB-02



PB-03



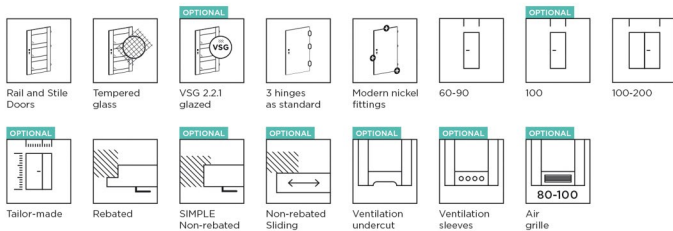
PB-04



PB-05



PB-06



AVAILABLE WIDTHS

- 60, 70, 80, 90, other sizes available at an extra charge

CONSTRUCTION

- A robust rail and stile construction made of MDF

DOOR FRAME VARIANTS

- Fixed: timber and MDF
- Adjustable: DIN, DUALE, ZOS

COMPONENTS

- Tempered Satin glass, 4 mm thick
- Option: VSG 2.2.1 Satin glass, plain finish on both sides
- A mortise key lock (options include a turn and release lock, a lock with a euro profile cylinder or without the bottom hole)
- Screw hinges, 3 pcs.

PRESTIGE PB PRICE LIST

Colour group	Price in GBP inc. VAT	
	Glass: Tempered Satin	Glass: Satin VSG 2.2.1
PP	£ 380.50	
CPL	£ 350.00	Price, see adjacent column + extra charge, see table below
CLPL	£ 342.50	
FF	£ 291.50	

EXTRA CHARGE FOR GLAZING CHANGE - SATIN VSG 2.2.1 GLASS

PB-01	PB-02	PB-03	PB-04	PB-05	PB-06
-	£69.50	£ 29.50	£ 39.50	£ 49.50	£ 29.50

The Satin VSG 2.2.1 glass can be replaced with the Black VSG 2.2.1 glass for an additional charge calculated on an individual basis.


OPTIONS WITH AN EXTRA CHARGE

NON-STANDARD WIDTH	EXTRA CHARGE
Width 100	£ 33.00
Widths < 60	£ 203.00
Non-standard width, Door with Satin Deco, Lacomat* or VSG 2.2.1 Satin glass	£ 99.00
NON-STANDARD HEIGHT	EXTRA CHARGE
Up to 60 mm shorter	£ 28.00
More than 60 mm shorter (feasibility evaluated case by case)	
Door with Satin Deco, Lacomat* or VSG 2.2.1 Satin glass.	£ 104.00
Up to 470 mm longer (feasibility evaluated case by case)	
Door with Satin Deco, Lacomat* or VSG 2.2.1 Satin glass.	£ 104.00
Additional hinge (required for doors 110 mm to 470 mm longer)	£ 11.50
Additional hinge for SIMPLE non-rebated system (required for doors 110 mm to 470 mm longer)	£ 42.50
Change of lock position (recommended for doors with a non-standard height)	£ 33.00
Modification of a model due to a non-standard door height	£ 47.00
VENTILATION	EXTRA CHARGE
Ventilation undercut	£ 14.00
Metal ventilation sleeves in nickel or bronze (pcs)	£ 14.00
Plastic ventilation sleeves in matt black, white, gold, satin chrome or chrome (pcs)	£ 7.50
Plastic air grille in matt silver for 80, 90 and 100 doors	£ 28.00
OTHER	EXTRA CHARGE
Non-rebated door, SIMPLE system	£ 94.50
Non-rebated door, wall-mounted standard sliding system, wall-mounted and pocket LOFT doors	£ 23.50
Inactive door leaf for a double leaf, width S2 in mm: 420-609	£ 203.00
Inactive door leaf for a double leaf, width S2 in mm: 610, 710, 810, 910	£ 42.50
Inactive door leaf for a double leaf, width S2 in mm: 1010	£ 75.50
Drop down seal	£ 46.50

*While stocks last

AVAILABLE COLOURS

PP GROUP




CPL GROUP



CLPL GROUP



FF GROUP



PRESTIGE PC-02, FF Nussbaum Walnut

PRESTIGE PC ✓

COLOUR: FF Sonoma Oak



PC-01



PC-02



PC-03



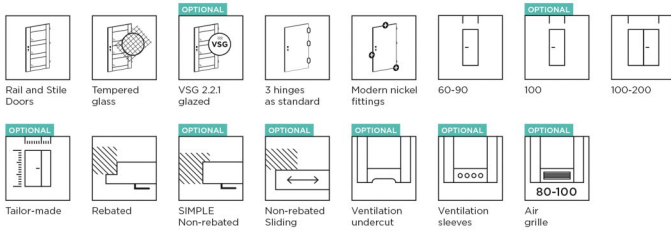
PC-04



PC-05



PC-06



AVAILABLE WIDTHS

- 60, 70, 80, 90, other sizes available at an extra charge

CONSTRUCTION

- A robust rail and stile construction made of MDF

DOOR FRAME VARIANTS

- Fixed: timber and MDF
- Adjustable: DIN, DUALE, ZOS

COMPONENTS

- Tempered Satin glass, 4 mm thick
- Option: VSG 2.2.1 Satin glass, plain finish on both sides
- A mortise key lock (options include a turn and release lock, a lock with a euro profile cylinder or without the bottom hole)
- Screw hinges, 3 pcs.

PRESTIGE PC PRICE LIST

Colour group	Price in GBP inc. VAT	
	Glass: Tempered Satin	Glass: Satin VSG 2.2.1
CPL	£ 360.00	
CLPL	£ 355.50	Price, see adjacent column + extra charge, see table below
FF	£ 321.00	

EXTRA CHARGE FOR GLAZING CHANGE - SATIN VSG 2.2.1 GLASS

PC-01	PC-02	PC-03	PC-04	PC-05	PC-06
-	£ 155.50	£ 53.00	£ 53.00	£ 110.50	£ 20.50

The Satin VSG 2.2.1 glass can be replaced with the Black VSG 2.2.1 glass for an additional charge calculated on an individual basis.

AVAILABLE COLOURS

CPL GROUP      



CLPL GROUP      




OPTIONS WITH AN EXTRA CHARGE

NON-STANDARD WIDTH	EXTRA CHARGE
Width 100	£ 33.00
Widths < 60	£ 203.00
Non-standard width, Door with Satin Deco, Lacomat* or VSG 2.2.1 Satin glass	£ 99.00
NON-STANDARD HEIGHT	EXTRA CHARGE
Up to 60 mm shorter	£ 28.00
More than 60 mm shorter (feasibility evaluated case by case)	
Door with Satin Deco, Lacomat* or VSG 2.2.1 Satin glass.	£ 104.00
Up to 470 mm longer (feasibility evaluated case by case)	
Door with Satin Deco, Lacomat* or VSG 2.2.1 Satin glass.	£ 104.00
Additional hinge (required for doors 110 mm to 470 mm longer)	£ 11.50
Additional hinge for SIMPLE non-rebated system (required for doors 110 mm to 470 mm longer)	£ 42.50
Change of lock position (recommended for doors with a non-standard height)	£ 33.00
Modification of a model due to a non-standard door height	£ 47.00
VENTILATION	EXTRA CHARGE
Ventilation undercut	£ 14.00
Metal ventilation sleeves in nickel or bronze (pcs)	£ 14.00
Plastic ventilation sleeves in matt black, white, gold, satin chrome or chrome (pcs)	£ 7.50
Plastic air grille in matt silver for 80, 90 and 100 doors	£ 28.00
OTHER	EXTRA CHARGE
Non-rebated door, SIMPLE system	£ 94.50
Non-rebated door, wall-mounted standard sliding system, wall-mounted and pocket LOFT doors	£ 23.50
Inactive door leaf for a double leaf, width S2 in mm: 420-609	£ 203.00
Inactive door leaf for a double leaf, width S2 in mm: 610, 710, 810, 910	£ 42.50
Inactive door leaf for a double leaf, width S2 in mm: 1010	£ 75.50
Drop down seal	£ 46.50

*While stocks last

FF GROUP      



PRESTIGE PE-02, CPL Uni Anthracite

PRESTIGE PE

COLOUR: FF Sibiu White



PE-01



PE-02



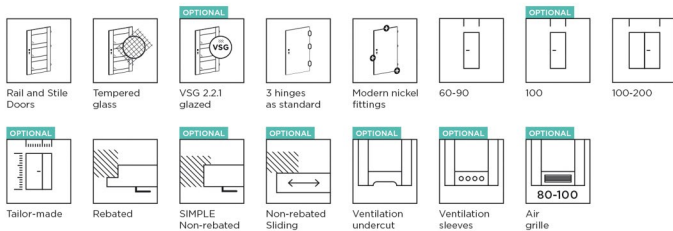
PE-03



PE-04



PE-05



AVAILABLE WIDTHS

- 60, 70, 80, 90, other sizes available at an extra charge

CONSTRUCTION

- A robust rail and stile construction made of MDF

DOOR FRAME VARIANTS

- Fixed: timber and MDF
- Adjustable: DIN, DUALE, ZOS

COMPONENTS

- Tempered Satin glass, 4 mm thick
- Option: VSG 2.2.1 Satin glass, plain finish on both sides
- A mortise key lock (options include a turn and release lock, a lock with a euro profile cylinder or without the bottom hole)
- Screw hinges, 3 pcs.

PRESTIGE PE PRICE LIST

Colour group	Price GBP inc. VAT	
	Glass: Tempered Satin	Glass: Satin VSG 2.2.1
PP	£ 361.50	
CPL	£ 330.00	Price, see adjacent column + extra charge, see table below
CLPL	£ 321.50	
FF	£ 266.00	

EXTRA CHARGE FOR GLAZING CHANGE - SATIN VSG 2.2.1 GLASS

PE-01	PE-02	PE-03	PE-04	PE-05
-	£ 28.00	£ 14.00	£ 14.00	£ 14.00

The Satin VSG 2.2.1 glass can be replaced with the Black VSG 2.2.1 glass for an additional charge calculated on an individual basis.


OPTIONS WITH AN EXTRA CHARGE

NON-STANDARD WIDTH	EXTRA CHARGE
Width 100	£ 33.00
Widths < 60	£ 203.00
Non-standard width, Door with Satin Deco, Lacomat* or VSG 2.2.1 Satin glass	£ 99.00
NON-STANDARD HEIGHT	EXTRA CHARGE
Up to 60 mm shorter	£ 28.00
More than 60 mm shorter (feasibility evaluated case by case)	
Door with Satin Deco, Lacomat* or VSG 2.2.1 Satin glass.	£ 104.00
Up to 470 mm longer (feasibility evaluated case by case)	
Door with Satin Deco, Lacomat* or VSG 2.2.1 Satin glass.	£ 104.00
Additional hinge (required for doors 110 mm to 470 mm longer)	£ 11.50
Additional hinge for SIMPLE non-rebated system (required for doors 110 mm to 470 mm longer)	£ 42.50
Change of lock position (recommended for doors with a non-standard height)	£ 33.00
Modification of a model due to a non-standard door height	£ 47.00
VENTILATION	EXTRA CHARGE
Ventilation undercut	£ 14.00
Metal ventilation sleeves in nickel or bronze (pcs)	£ 14.00
Plastic ventilation sleeves in matt black, white, gold, satin chrome or chrome (pcs)	£ 7.50
Plastic air grille in matt silver for 80, 90 and 100 doors	£ 28.00
OTHER	EXTRA CHARGE
Non-rebated door, SIMPLE system	£ 94.50
Non-rebated door, wall-mounted standard sliding system, wall-mounted and pocket LOFT doors	£ 23.50
Inactive door leaf for a double leaf, width S2 in mm: 420-609	£ 203.00
Inactive door leaf for a double leaf, width S2 in mm: 610, 710, 810, 910	£ 42.50
Inactive door leaf for a double leaf, width S2 in mm: 1010	£ 75.50
Drop down seal	£ 46.50

*While stocks last

AVAILABLE COLOURS

PP GROUP




CPL GROUP



CLPL GROUP



FF GROUP



PRESTIGE PH-02, FF Cornwall Oak

PRESTIGE PH /



COLOUR: CLPL Old Oak



PH-01



PH-02



PH-03



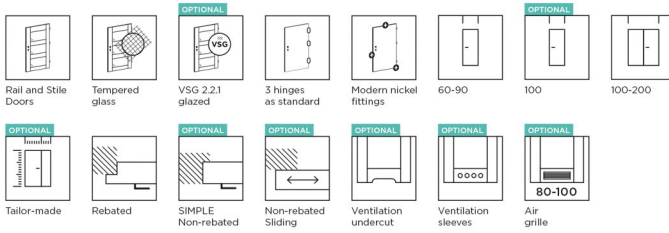
PH-04



PH-05



PH-06



AVAILABLE WIDTHS

- 60, 70, 80, 90, other sizes available at an extra charge

CONSTRUCTION

- A robust rail and stile construction made of MDF

DOOR FRAME VARIANTS

- Fixed: timber and MDF
- Adjustable: DIN, DUALE, ZOS

COMPONENTS

- Tempered Satin glass, 4 mm thick
- Option: VSG 2.2.1 Satin glass, plain finish on both sides
- A mortise key lock (options include a turn and release lock, a lock with a euro profile cylinder or without the bottom hole)
- Screw hinges, 3 pcs.

PRESTIGE PH PRICE LIST

Colour group	Price in PLN excl./ (inc.) VAT	
	Glass: Tempered Satin	Glass: Satin VSG 2.2.1
CPL	£ 346.50	
CLPL	£ 340.00	Price, see adjacent column + extra charge, see table below
FF	£ 294.00	

EXTRA CHARGE FOR GLAZING CHANGE - SATIN VSG 2.2.1 GLASS

PH-01	PH-02	PH-03	PH-04	PH-05	PH-06
-	£ 94.50	£ 23.50	£ 47.00	£ 47.00	£ 65.50

The Satin VSG 2.2.1 glass can be replaced with the Black VSG 2.2.1 glass for an additional charge calculated on an individual basis.

OPTIONS WITH AN EXTRA CHARGE

NON-STANDARD WIDTH	EXTRA CHARGE
Width 100	£ 33.00
Widths < 60	£ 203.00
Non-standard width, Door with Satin Deco, Lacomat* or VSG 2.2.1 Satin glass	£ 99.00
NON-STANDARD HEIGHT	EXTRA CHARGE
Up to 60 mm shorter	£ 28.00
More than 60 mm shorter (feasibility evaluated case by case) Door with Satin Deco, Lacomat or VSG 2.2.1 Satin glass.	£ 104.00
Up to 470 mm longer (feasibility evaluated case by case) Door with Satin Deco, Lacomat or VSG 2.2.1 Satin glass.	£ 104.00
Additional hinge (required for doors 110 mm to 470 mm longer)	£ 11.50
Additional hinge for SIMPLE non-rebated system (required for doors 110 mm to 470 mm longer)	£ 42.50
Change of lock position (recommended for doors with a non-standard height)	£ 33.00
Modification of a model due to a non-standard door height	£ 47.00
VENTILATION	EXTRA CHARGE
Ventilation undercut	£ 14.00
Metal ventilation sleeves in nickel or bronze (pcs)	£ 14.00
Plastic ventilation sleeves in matt black, white, gold, satin chrome or chrome (pcs)	£ 7.50
Plastic air grille in matt silver for 80, 90 and 100 doors	£ 28.00
OTHER	EXTRA CHARGE
Non-rebated door, SIMPLE system	£ 94.50
Non-rebated door, wall-mounted standard sliding system, wall-mounted and pocket LOFT doors	£ 23.50
Inactive door leaf for a double leaf, width S2 in mm: 420-609	£ 203.00
Inactive door leaf for a double leaf, width S2 in mm: 610, 710, 810, 910	£ 42.50
Inactive door leaf for a double leaf, width S2 in mm: 1010	£ 75.50
Drop down seal	£ 46.50

*While stocks last

AVAILABLE COLOURS


CPL GROUP



CLPL GROUP



FF GROUP



PRESTIGE PI-02, CLPL, Spanish Oak

PRESTIGE PI /

COLOUR: FF Bengali Mango



PI-01



PI-02



PI-03



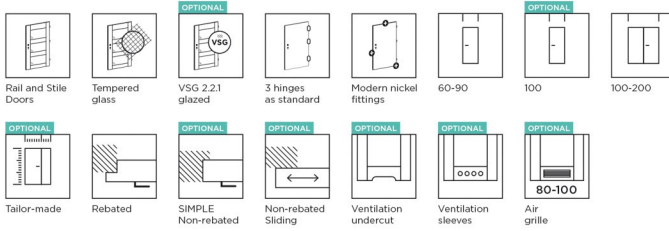
PI-04



PI-05



PI-06



AVAILABLE WIDTHS

- 60, 70, 80, 90, other sizes available at an extra charge

CONSTRUCTION

- A robust rail and stile construction made of MDF

DOOR FRAME VARIANTS

- Fixed: timber and MDF
- Adjustable: DIN, DUALE, ZOS

COMPONENTS

- Tempered Satin glass, 4 mm thick
- Option: VSG 2.2.1 Satin glass, plain finish on both sides
- A mortise key lock (options include a turn and release lock, a lock with a euro profile cylinder or without the bottom hole)
- Screw hinges, 3 pcs.

PRESTIGE PI PRICE LIST

Colour group	Price in GBP inc. VAT	
	Glass: Tempered Satin	Glass: Satin VSG 2.2.1
CPL	£ 353.00	
CLPL	£ 348.50	Price, see adjacent column + extra charge, see table below
FF	£ 316.50	

EXTRA CHARGE FOR GLAZING CHANGE - SATIN VSG 2.2.1 GLASS

PI-01	PI-02	PI-03	PI-04	PI-05	PI-06
-	£ 160.50	£ 120.50	£ 40.00	£ 74.50	£ 74.50

The Satin VSG 2.2.1 glass can be replaced with the Black VSG 2.2.1 glass for an additional charge calculated on an individual basis.

OPTIONS WITH AN EXTRA CHARGE

NON-STANDARD WIDTH	EXTRA CHARGE
Width 100	£ 33.00
Widths < 60	£ 203.00
Non-standard width, Door with Satin Deco, Lacomat* or VSG 2.2.1 Satin glass	£ 99.00
NON-STANDARD HEIGHT	EXTRA CHARGE
Up to 60 mm shorter	£ 28.00
More than 60 mm shorter (feasibility evaluated case by case) Door with Satin Deco, Lacomat* or VSG 2.2.1 Satin glass.	£ 104.00
Up to 470 mm longer (feasibility evaluated case by case) Door with Satin Deco, Lacomat* or VSG 2.2.1 Satin glass.	£ 104.00
Additional hinge (required for doors 110 mm to 470 mm longer)	£ 11.50
Additional hinge for SIMPLE non-rebated system (required for doors 110 mm to 470 mm longer)	£ 42.50
Change of lock position (recommended for doors with a non-standard height)	£ 33.00
Modification of a model due to a non-standard door height	£ 47.00
VENTILATION	EXTRA CHARGE
Ventilation undercut	£ 14.00
Metal ventilation sleeves in nickel or bronze (pcs)	£ 14.00
Plastic ventilation sleeves in matt black, white, gold, satin chrome or chrome (pcs)	£ 7.50
Plastic air grille in matt silver for 80, 90 and 100 doors	£ 28.00
OTHER	EXTRA CHARGE
Non-rebated door, SIMPLE system	£ 94.50
Non-rebated door, wall-mounted standard sliding system, wall-mounted and pocket LOFT doors	£ 23.50
Inactive door leaf for a double leaf, width S2 in mm: 420-609	£ 203.00
Inactive door leaf for a double leaf, width S2 in mm: 610, 710, 810, 910	£ 42.50
Inactive door leaf for a double leaf, width S2 in mm: 1010	£ 75.50
Drop down seal	£ 46.50

*While stocks last

PRESTIGE Collection

AVAILABLE COLOURS


CPL GROUP



CLPL GROUP



FF GROUP





PRESTIGE
PJ

COLOUR: FF Nussbaum Walnut



PJ-01



PJ-02



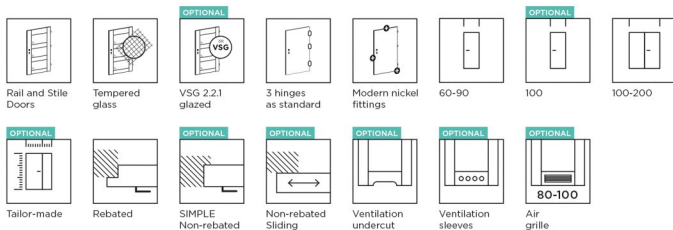
PJ-03



PJ-04



PJ-05



AVAILABLE WIDTHS

- 60, 70, 80, 90, other sizes available at an extra charge

CONSTRUCTION

- A robust rail and stile construction made of MDF

DOOR FRAME VARIANTS

- Fixed: timber and MDF
- Adjustable: DIN, DUALE, ZOS

COMPONENTS

- Tempered Satin glass, 4 mm thick
- Option: VSG 2.2.1 Satin glass, plain finish on both sides
- A mortise key lock (options include a turn and release lock, a lock with a euro profile cylinder or without the bottom hole)
- Screw hinges, 3 pcs.

PRESTIGE PJ PRICE LIST

Colour group	Price in GBP inc. VAT	
	Glass: Tempered Satin	Glass: Satin VSG 2.2.1
PP	£ 361.50	
CPL	£ 330.00	Price, see adjacent column + extra charge, see table below
CLPL	£ 321.50	
FF	£ 266.00	

EXTRA CHARGE FOR GLAZING CHANGE - SATIN VSG 2.2.1 GLASS

PJ-01	PJ-02	PJ-03	PJ-04	PJ-05
-	£ 28.00	£ 14.00	£ 14.00	£ 14.00

The Satin VSG 2.2.1 glass can be replaced with the Black VSG 2.2.1 glass for an additional charge calculated on an individual basis.


OPTIONS WITH AN EXTRA CHARGE

NON-STANDARD WIDTH	EXTRA CHARGE
Width 100	£ 33.00
Widths < 60	£ 203.00
Non-standard width, Door with Satin Deco, Lacomat* or VSG 2.2.1 Satin glass	£ 99.00
NON-STANDARD HEIGHT	EXTRA CHARGE
Up to 60 mm shorter	£ 28.00
More than 60 mm shorter (feasibility evaluated case by case)	£ 104.00
Door with Satin Deco, Lacomat* or VSG 2.2.1 Satin glass.	£ 104.00
Up to 470 mm longer (feasibility evaluated case by case)	£ 104.00
Door with Satin Deco, Lacomat* or VSG 2.2.1 Satin glass.	£ 11.50
Additional hinge (required for doors 110 mm to 470 mm longer)	£ 42.50
Additional hinge for SIMPLE non-rebated system (required for doors 110 mm to 470 mm longer)	£ 33.00
Change of lock position (recommended for doors with a non-standard height)	£ 47.00
Modification of a model due to a non-standard door height	
VENTILATION	EXTRA CHARGE
Ventilation undercut	£ 14.00
Metal ventilation sleeves in nickel or bronze (pcs)	£ 14.00
Plastic ventilation sleeves in matt black, white, gold, satin chrome or chrome (pcs)	£ 7.50
Plastic air grille in matt silver for 80, 90 and 100 doors	£ 28.00
OTHER	EXTRA CHARGE
Non-rebated door, SIMPLE system	£ 94.50
Non-rebated door, wall-mounted standard sliding system, wall-mounted and pocket LOFT doors	£ 23.50
Inactive door leaf for a double leaf, width S2 in mm: 420-609	£ 203.00
Inactive door leaf for a double leaf, width S2 in mm: 610, 710, 810, 910	£ 42.50
Inactive door leaf for a double leaf, width S2 in mm: 1010	£ 75.50
Drop down seal	£ 46.50

*While stocks last

AVAILABLE COLOURS

PP GROUP




CPL GROUP



CLPL GROUP



FF GROUP





PRESTIGE PK-02, CLPL Honey Oak

PRESTIGE PK

COLOUR: CLPL Honey Oak



PK-01

PK-02

PK-03

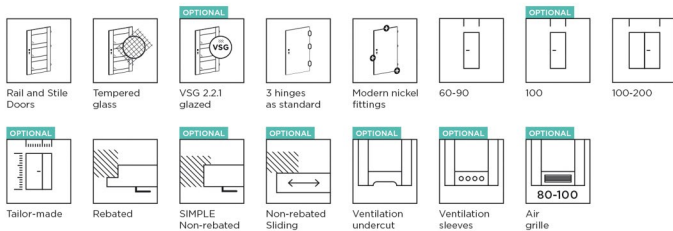
PK-04

PK-05

PK-06

PK-07

PK-08



AVAILABLE WIDTHS

- 60, 70, 80, 90, other sizes available at an extra charge

CONSTRUCTION

- A robust rail and stile construction made of MDF

DOOR FRAME VARIANTS

- Fixed: timber and MDF
- Adjustable: DIN, DUALE, ZOS

COMPONENTS

- Tempered Satin glass, 4 mm thick
- Option: VSG 2.2.1 Satin glass, plain finish on both sides
- A mortise key lock (options include a turn and release lock, a lock with a euro profile cylinder or without the bottom hole)
- Screw hinges, 3 pcs.

PRESTIGE PK PRICE LIST

Colour group	Price in GBP inc. VAT	
	Glass: Tempered Satin	Glass: Satin VSG 2.2.1
CPL	£ 320.50	
CLPL	£ 316.00	Price, see adjacent column + extra charge, see table below
FF	£ 285.50	

EXTRA CHARGE FOR GLASS CHANGE - SATIN VSG 2.2.1 GLASS

PK-01	PK-02	PK-03	PK-04	PK-05	PK-06	PK-07	PK-08
-	£ 153.50	£ 30.50	£ 61.50	£ 92.00	£ 92.00	£ 92.00	£ 114.00

The Satin VSG 2.2.1 glass can be replaced with the Black VSG 2.2.1 glass for an additional charge calculated on an individual basis.


OPTIONS WITH AN EXTRA CHARGE

NON-STANDARD WIDTH	EXTRA CHARGE
Width 100	£ 33.00
Widths < 60	£ 203.00
Non-standard width, Door with Satin Deco, Lacomat* or VSG 2.2.1 Satin glass	£ 99.00
NON-STANDARD HEIGHT	EXTRA CHARGE
Up to 60 mm shorter	£ 28.00
More than 60 mm shorter (feasibility evaluated case by case) Door with Satin Deco, Lacomat or VSG 2.2.1 Satin glass.	£ 104.00
Up to 470 mm longer (feasibility evaluated case by case) Door with Satin Deco, Lacomat or VSG 2.2.1 Satin glass.	£ 104.00
Additional hinge (required for doors 110 mm to 470 mm longer)	£ 11.50
Additional hinge for SIMPLE non-rebated system (required for doors 110 mm to 470 mm longer)	£ 42.50
Change of lock position (recommended for doors with a non-standard height)	£ 33.00
Modification of a model due to a non-standard door height	£ 47.00
VENTILATION	EXTRA CHARGE
Ventilation undercut	£ 14.00
Metal ventilation sleeves in nickel or bronze (pcs)	£ 14.00
Plastic ventilation sleeves in matt black, white, gold, satin chrome or chrome (pcs)	£ 7.50
Plastic air grille in matt silver for 80, 90 and 100 doors	£ 28.00
OTHER	EXTRA CHARGE
Non-rebated door, SIMPLE system	£ 94.50
Non-rebated door, wall-mounted standard sliding system, wall-mounted and pocket LOFT doors	£ 23.50
Inactive door leaf for a double leaf, width S2 in mm: 420-609	£ 203.00
Inactive door leaf for a double leaf, width S2 in mm: 610, 710, 810, 910	£ 42.50
Inactive door leaf for a double leaf, width S2 in mm: 1010	£ 75.50
Drop down seal	£ 46.50

*While stocks last

AVAILABLE COLOURS


CPL GROUP



CLPL GROUP



FF GROUP





PRESTIGE PL-02, CLPL Old Oak

PRESTIGE PL /

COLOUR: CLPL Honey Oak



PL-01



PL-02



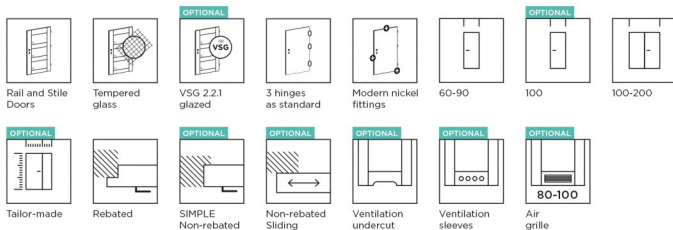
PL-03



PL-04



PL-05



AVAILABLE WIDTHS

- 60, 70, 80, 90, other sizes available at an extra charge

CONSTRUCTION

- A robust rail and stile construction made of MDF

DOOR FRAME VARIANTS

- Fixed: timber and MDF
- Adjustable: DIN, DUALE, ZOS

COMPONENTS

- Tempered Satin glass, 4 mm thick
- Option: VSG 2.2.1 Satin glass, plain finish on both sides
- A mortise key lock (options include a turn and release lock, a lock with a euro profile cylinder or without the bottom hole)
- Screw hinges, 3 pcs.

PRESTIGE PL PRICE LIST

Colour group	Price in GBP inc. VAT	
	Glass: Tempered Satin	Glass: Satin VSG 2.2.1
PP	£ 399.50	
CPL	£ 366.50	Price, see adjacent column + extra charge, see table below
CLPL	£ 358.50	
FF	£ 302.50	

EXTRA CHARGE FOR GLAZING CHANGE - SATIN VSG 2.2.1 GLASS

PL-01	PL-02	PL-03	PL-04	PL-05
-	£ 71.50	£ 36.50	£ 35.50	£ 44.50

The Satin VSG 2.2.1 glass can be replaced with the Black VSG 2.2.1 glass for an additional charge calculated on an individual basis.


OPTIONS WITH AN EXTRA CHARGE

NON-STANDARD WIDTH	EXTRA CHARGE
Width 100	£ 33.00
Widths < 60	£ 203.00
Non-standard width, Door with Satin Deco, Lacomat* or VSG 2.2.1 Satin glass	£ 99.00
NON-STANDARD HEIGHT	EXTRA CHARGE
Up to 60 mm shorter	£ 28.00
More than 60 mm shorter (feasibility evaluated case by case)	
Door with Satin Deco, Lacomat* or VSG 2.2.1 Satin glass.	£ 104.00
Up to 470 mm longer (feasibility evaluated case by case)	
Door with Satin Deco, Lacomat* or VSG 2.2.1 Satin glass.	£ 104.00
Additional hinge (required for doors 110 mm to 470 mm longer)	£ 11.50
Additional hinge for SIMPLE non-rebated system (required for doors 110 mm to 470 mm longer)	£ 42.50
Change of lock position (recommended for doors with a non-standard height)	£ 33.00
Modification of a model due to a non-standard door height	£ 47.00
VENTILATION	EXTRA CHARGE
Ventilation undercut	£ 14.00
Metal ventilation sleeves in nickel or bronze (pcs)	£ 14.00
Plastic ventilation sleeves in matt black, white, gold, satin chrome or chrome (pcs)	£ 7.50
Plastic air grille in matt silver for 80, 90 and 100 doors	£ 28.00
OTHER	EXTRA CHARGE
Non-rebated door, SIMPLE system	£ 94.50
Non-rebated door, wall-mounted standard sliding system, wall-mounted and pocket LOFT doors	£ 23.50
Inactive door leaf for a double leaf, width S2 in mm: 420-609	£ 203.00
Inactive door leaf for a double leaf, width S2 in mm: 610, 710, 810, 910	£ 42.50
Inactive door leaf for a double leaf, width S2 in mm: 1010	£ 75.50
Drop down seal	£ 46.50

*While stocks last

AVAILABLE COLOURS

PP GROUP




CPL GROUP



CLPL GROUP



FF GROUP





PRESTIGE PN-01 CPL Italian Walnut

PRESTIGE PN /

COLOUR: FF Cornwall Oak



PN-01



PN-02



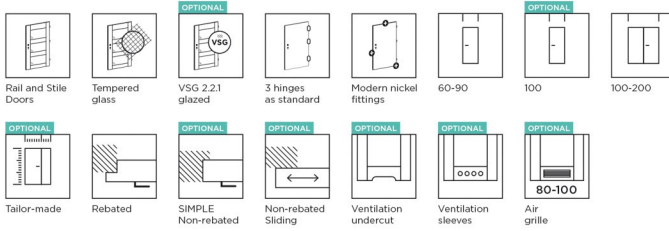
PN-03



PN-04



PN-05



AVAILABLE WIDTHS

- 60, 70, 80, 90, other sizes available at an extra charge

CONSTRUCTION

- A robust rail and stile construction made of MDF

DOOR FRAME VARIANTS

- Fixed: timber and MDF
- Adjustable: DIN, DUALE, ZOS

COMPONENTS

- Tempered Satin glass, 4 mm thick
- Option: VSG 2.2.1 Satin glass, plain finish on both sides
- A mortise key lock (options include a turn and release lock, a lock with a euro profile cylinder or without the bottom hole)
- Screw hinges, 3 pcs.

PRESTIGE PN PRICE LIST

Colour group	Price in GBP inc. VAT	
	Glass: Tempered Satin	Glass: Satin VSG 2.2.1
PP	£ 364.00	
CPL	£ 334.00	Price, see adjacent column + extra charge, see table below
CLPL	£ 326.00	
FF	£ 275.50	

EXTRA CHARGE FOR GLAZING CHANGE - SATIN VSG 2.2.1 GLASS

PN-01	PN-02	PN-03	PN-04	PN-05
-	£ 52.50	£ 26.00	£ 26.00	£ 26.00

The Satin VSG 2.2.1 glass can be replaced with the Black VSG 2.2.1 glass for an additional charge calculated on an individual basis.


OPTIONS WITH AN EXTRA CHARGE

NON-STANDARD WIDTH	EXTRA CHARGE
Width 100	£ 33.00
Widths < 60	£ 203.00
Non-standard width, Door with Satin Deco, Lacomat* or VSG 2.2.1 Satin glass	£ 99.00
NON-STANDARD HEIGHT	EXTRA CHARGE
Up to 60 mm shorter	£ 28.00
More than 60 mm shorter (feasibility evaluated case by case)	
Door with Satin Deco, Lacomat* or VSG 2.2.1 Satin glass.	£ 104.00
Up to 470 mm longer (feasibility evaluated case by case)	
Door with Satin Deco, Lacomat* or VSG 2.2.1 Satin glass.	£ 104.00
Additional hinge (required for doors 110 mm to 470 mm longer)	£ 11.50
Additional hinge for SIMPLE non-rebated system (required for doors 110 mm to 470 mm longer)	£ 42.50
Change of lock position (recommended for doors with a non-standard height)	£ 33.00
Modification of a model due to a non-standard door height	£ 47.00
VENTILATION	EXTRA CHARGE
Ventilation undercut	£ 14.00
Metal ventilation sleeves in nickel or bronze (pcs)	£ 14.00
Plastic ventilation sleeves in matt black, white, gold, satin chrome or chrome (pcs)	£ 7.50
Plastic air grille in matt silver for 80, 90 and 100 doors	£ 28.00
OTHER	EXTRA CHARGE
Non-rebated door, SIMPLE system	£ 94.50
Non-rebated door, wall-mounted standard sliding system, wall-mounted and pocket LOFT doors	£ 23.50
Inactive door leaf for a double leaf, width S2 in mm: 420-609	£ 203.00
Inactive door leaf for a double leaf, width S2 in mm: 610, 710, 810, 910	£ 42.50
Inactive door leaf for a double leaf, width S2 in mm: 1010	£ 75.50
Drop down seal	£ 46.50

*While stocks last

AVAILABLE COLOURS

PP GROUP



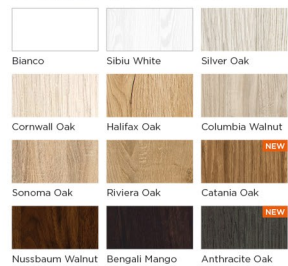
CPL GROUP



CLPL GROUP



FF GROUP





PRESTIGE PO-01 CLIP LINE

PRESTIGE PO /

COLOUR: FF Columbia Walnut



PO-01



PO-02
Toughened bevelled
satin
glass



PO-03
Toughened bevelled
clear
glass



PO-04



PO-05
Toughened bevelled
satin
glass



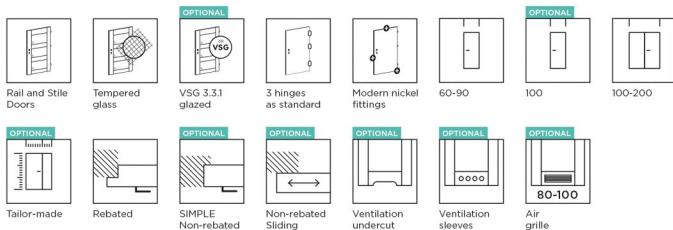
PO-06
Toughened bevelled
clear
glass



In PO-02 and PO-05 models:
clear bevel



In PO-03 and PO-06 models:
clear bevel and glass



AVAILABLE WIDTHS

- 60, 70, 80, 90, other sizes available at an extra charge

CONSTRUCTION

- A robust rail and stile construction made of MDF

DOOR FRAME VARIANTS

- Fixed: timber and MDF
- Adjustable: DIN, DUALE, ZOS

COMPONENTS

- Satin or clear bevelled toughened glass (clear bevel), 4 mm thick
- Optionally, for PO-02 and PO-05 models: Satin bevelled VSG 3.3.1 glass, plain on both sides (satin bevel, opaque)
- Optionally, for PO-03 and PO-06 models: clear bevelled VSG 3.3.1 glass, plain on both sides (clear bevel)
- A mortise key lock (options include a turn and release lock or with a euro profile cylinder)
- Screw hinges, 3 pcs.

PRESTIGE PO PRICE LIST

Colour group	Price in GBP inc. VAT		
	Glass: Tempered Satin		Glass: Satin VSG 3.3.1
	PO-01, PO-04	PO-02, PO-03, PO-05, PO-06	PO-02, PO-03, PO-05, PO-06
PP	-	£ 527.00*	Price, see respective adjacent column + extra charge, see table below
CPL	£324.50	£511.50	
CLPL	£316.00	£508.50	
FF	£255.00	£484.50	


EXTRA CHARGE FOR GLAZING CHANGE - SATIN VSG 3.3.1 GLASS

PO-01	PO-02	PO-03	PO-04	PO-05	PO-06
-	£ 260.00	£ 260.00	-	£ 283.50	£ 283.50


The Satin VSG 3.3.1 glass can be replaced with the Black VSG 3.3.1 glass for an additional charge calculated on an individual basis.

AVAILABLE COLOURS

PP GROUP



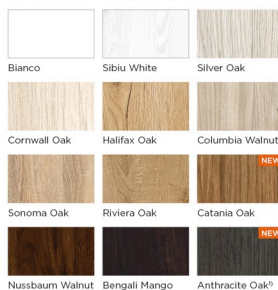
CPL GROUP



CLPL GROUP



FF GROUP



OPTIONS WITH AN EXTRA CHARGE

NON-STANDARD WIDTH	EXTRA CHARGE
Width 100	£ 33.00
Widths < 60	£ 203.00
Non-standard width	£ 99.00
NON-STANDARD HEIGHT	EXTRA CHARGE
Up to 60 mm shorter	£ 28.00
More than 60 mm shorter (feasibility evaluated case by case)	
Door with Satin or clear bevelled toughened glass (clear bevel) or Satin VSG 3.3.1 glass, plain on both sides (satin bevel, opaque)	£ 104.00
Up to 470 mm longer (feasibility evaluated case by case)	
Door with Satin or clear bevelled toughened glass (clear bevel) or Satin VSG 3.3.1 glass, plain on both sides (satin bevel, opaque)	£ 104.00
Additional hinge (required for doors 110 mm to 470 mm longer)	£ 11.50
Additional hinge for SIMPLE non-rebated system (required for doors 110 mm to 470 mm longer)	£ 42.50
Change of lock position (recommended for doors with a non-standard height)	£ 33.00
Modification of a model due to a non-standard door height	£ 74.00
VENTILATION	EXTRA CHARGE
Ventilation undercut	£ 14.00
Metal ventilation sleeves in nickel or bronze (pcs)	£ 14.00
Plastic ventilation sleeves in matt black, white, gold or chrome (pcs)	£ 7.50
Plastic air grille in matt silver for 80, 90 and 100 doors	£ 28.00
OTHER	EXTRA CHARGE
Non-rebated door, SIMPLE system	£ 94.50
Non-rebated door, wall-mounted standard sliding system, wall-mounted and pocket LOFT doors	£ 23.50
Inactive door leaf for a double leaf, width S2 in mm: 420-609	£ 203.00
Inactive door leaf for a double leaf, width S2 in mm: 610, 710, 810, 910	£ 42.50
Inactive door leaf for a double leaf, width S2 in mm: 1010	£ 75.50
Drop down seal	£ 46.50

For PO-01 Model doors, non-standard height options are limited. Extended lead times for glazed doors apply.

*PO-05 and PO-06 models

1) Colour available only for the PO-05 and PO-06 options

PRESTIGE PP-02, FF Columbia Walnut

PRESTIGE
PP



COLOUR: FF Columbia Walnut



PP-01



PP-02



PP-03



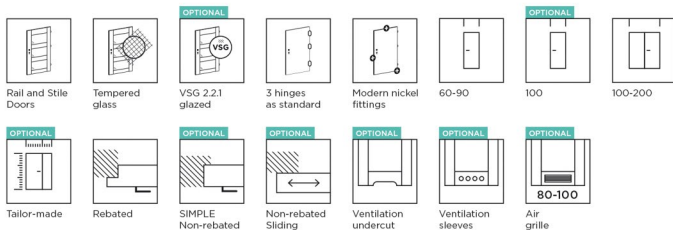
PP-04



PP-05



PP-06



AVAILABLE WIDTHS

- 60, 70, 80, 90, other sizes available at an extra charge

CONSTRUCTION

- A robust rail and stile construction made of MDF

DOOR FRAME VARIANTS

- Fixed: timber and MDF
- Adjustable: DIN, DUALE, ZOS

COMPONENTS

- Tempered Satin glass, 4 mm thick
- Option: VSG 2.2.1 Satin glass, plain finish on both sides
- A mortise key lock (options include a turn and release lock, a lock with a euro profile cylinder or without the bottom hole)
- Screw hinges, 3 pcs.

PRESTIGE PP PRICE LIST

Colour group	Price in GBP inc. VAT	
	Glass: Tempered Satin	Glass: Satin VSG 2.2.1
PP	£ 345.00	
CPL	£ 321.50	Price, see adjacent column + extra charge, see table below
CLPL	£ 315.50	
FF	£ 275.00	

EXTRA CHARGE FOR GLAZING CHANGE - SATIN VSG 2.2.1 GLASS

PP-01	PP-02	PP-03	PP-04	PP-05	PP-06
-	£ 104.00	£ 41.50	£ 62.00	£ 83.00	£ 20.50

The Satin VSG 2.2.1 glass can be replaced with the Black VSG 2.2.1 glass for an additional charge calculated on an individual basis.


OPTIONS WITH AN EXTRA CHARGE

NON-STANDARD WIDTH	EXTRA CHARGE
Width 100	£ 33.00
Widths < 60	£ 203.00
Non-standard width, Door with Satin Deco, Lacomat* or VSG 2.2.1 Satin glass	£ 99.00
NON-STANDARD HEIGHT	EXTRA CHARGE
Up to 60 mm shorter	£ 28.00
More than 60 mm shorter (feasibility evaluated case by case)	
Door with Satin Deco, Lacomat or VSG 2.2.1 Satin glass.	£ 104.00
Up to 470 mm longer (feasibility evaluated case by case)	
Door with Satin Deco, Lacomat or VSG 2.2.1 Satin glass.	£ 104.00
Additional hinge (required for doors 110 mm to 470 mm longer)	£ 11.50
Additional hinge for SIMPLE non-rebated system (required for doors 110 mm to 470 mm longer)	£ 42.50
Change of lock position (recommended for doors with a non-standard height)	£ 33.00
Modification of a model due to a non-standard door height	£ 47.00
VENTILATION	EXTRA CHARGE
Ventilation undercut	£ 14.00
Metal ventilation sleeves in nickel or bronze (pcs)	£ 14.00
Plastic ventilation sleeves in matt black, white, gold, satin chrome or chrome (pcs)	£ 7.50
Plastic air grille in matt silver for 80, 90 and 100 doors	£ 28.00
OTHER	EXTRA CHARGE
Non-rebated door, SIMPLE system	£ 94.50
Non-rebated door, wall-mounted standard sliding system, wall-mounted and pocket LOFT doors	£ 23.50
Inactive door leaf for a double leaf, width S2 in mm: 420-609	£ 203.00
Inactive door leaf for a double leaf, width S2 in mm: 610, 710, 810, 910	£ 42.50
Inactive door leaf for a double leaf, width S2 in mm: 1010	£ 75.50
Drop down seal	£ 46.50

*While stocks last

AVAILABLE COLOURS

PP GROUP




CPL GROUP



CLPL GROUP



FF GROUP



NEW

PRESTIGE PQ-02 FF Bianco Oak

PRESTIGE
PQ

COLOUR: FF Bianco



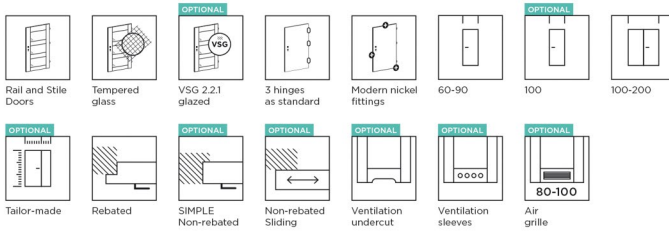
PQ-01



PQ-02



PQ-03



AVAILABLE WIDTHS

- 60, 70, 80, 90, other sizes available at an extra charge

CONSTRUCTION

- A robust rail and stile construction made of MDF

DOOR FRAME VARIANTS

- Fixed: timber and MDF
- Adjustable: DIN, DUALE, ZOS

COMPONENTS

- Tempered Satin glass, 4 mm thick
- Option: VSG 2.2.1 Satin glass, plain finish on both sides
- A mortise key lock (options include a turn and release lock, a lock with a euro profile cylinder or without the bottom hole)
- Screw hinges, 3 pcs.

PRESTIGE PQ PRICE LIST

Colour group	Price in GBP inc. VAT	
	Glass: Tempered Satin	Glass: Satin VSG 2.2.1
FF	£ 306.00	Price, see adjacent column + extra charge, see table below

AVAILABLE COLOURS

FF GROUP



EXTRA CHARGE FOR GLAZING CHANGE - SATIN VSG 2.2.1 GLASS

PQ-01	PQ-02	PQ-03
-	£ 56.50	£ 28.00

OPTIONS WITH AN EXTRA CHARGE

NON-STANDARD WIDTH	EXTRA CHARGE
Width 100	£ 33.00
Widths < 60	£ 203.00
Non-standard width,	
Door with Satin Deco, Lacomat* or VSG 2.2.1 Satin glass	£ 99.00
NON-STANDARD HEIGHT	EXTRA CHARGE
Up to 60 mm shorter	£ 28.00
More than 60 mm shorter (feasibility evaluated case by case)	
Door with Satin Deco, Lacomat* or VSG 2.2.1 Satin glass.	£ 104.00
Up to 470 mm longer (feasibility evaluated case by case)	
Door with Satin Deco, Lacomat* or VSG 2.2.1 Satin glass.	£ 104.00
Additional hinge (required for doors 110 mm to 470 mm longer)	£ 11.50
Additional hinge for SIMPLE non-rebated system (required for doors 110 mm to 470 mm longer)	£ 42.50
Change of lock position (recommended for doors with a non-standard height)	£ 33.00
Modification of a model due to a non-standard door height	£ 47.00
VENTILATION	EXTRA CHARGE
Ventilation undercut	£ 14.00
Metal ventilation sleeves in nickel or bronze (pcs)	£ 14.00
Plastic ventilation sleeves in matt black, white, gold, satin chrome or chrome (pcs)	£ 7.50
Plastic air grille in matt silver for 80, 90 and 100 doors	£ 28.00
OTHER	EXTRA CHARGE
Non-rebated door, SIMPLE system	£ 94.50
Non-rebated door, wall-mounted standard sliding system, wall-mounted and pocket LOFT doors	£ 23.50
Inactive door leaf for a double leaf, width S2 in mm: 420-609	£ 203.00
Inactive door leaf for a double leaf, width S2 in mm: 610, 710, 810, 910	£ 42.50
Inactive door leaf for a double leaf, width S2 in mm: 1010	£ 75.50
Drop down seal	£ 46.50

*While stocks last

PRESTIGE PR-02, FF Bianco

PRESTIGE PR

COLOUR: FF Sibiu White



PR-01



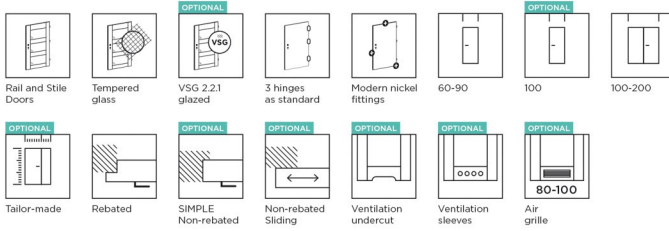
PR-02



PR-03



PR-04



AVAILABLE WIDTHS

- 60, 70, 80, 90, other sizes available at an extra charge

CONSTRUCTION

- A robust rail and stile construction made of MDF

DOOR FRAME VARIANTS

- Fixed: timber and MDF
- Adjustable: DIN, DUALE, ZOS

COMPONENTS

- Tempered Satin glass, 4 mm thick
- Option: VSG 2.2.1 Satin glass, plain finish on both sides
- A mortise key lock (options include a turn and release lock, a lock with a euro profile cylinder or without the bottom hole)
- Screw hinges, 3 pcs.

PRESTIGE PR PRICE LIST

Colour group	Price in GBP inc. VAT	
	Glass: Tempered Satin	Glass: Satin VSG 2.2.1
CPL	£ 303.50	Price, see adjacent column + extra charge, see table below
CLPL	£ 298.00	
FF	£ 254.00	

EXTRA CHARGE FOR GLAZING CHANGE - SATIN VSG 2.2.1 GLASS

PR-01	PR-02	PR-03	PR-04
-	£ 28.00	-	£ 28.00

The Satin VSG 2.2.1 glass can be replaced with the Black VSG 2.2.1 glass for an additional charge calculated on an individual basis.

OPTIONS WITH AN EXTRA CHARGE

The products are available as per Polish standards. Cutting of doors to heights applicable according to Czech and Slovakian standards at no extra charge (for rebated and non-rebated systems).

WIDTH	EXTRA CHARGE
Width 100	£ 33.00
NON-STANDARD HEIGHT	
Up to 60 mm shorter	£ 28.00
Additional hinge	£ 11.50
Additional hinge in SIMPLE non-rebated system	£ 42.50
VENTILATION	
	EXTRA CHARGE
Ventilation undercut	£ 14.00
Metal ventilation sleeves in nickel or bronze (pcs)	£ 14.00
Plastic ventilation sleeves in matt black, white, gold or chrome (pcs)	£ 7.50
Plastic air grille in matt silver for 80, 90 and 100 doors	£ 28.00
OTHER	
	EXTRA CHARGE
Non-rebated door, SIMPLE system	£ 94.50
Non-rebated door, wall-mounted standard sliding system, wall-mounted and pocket LOFT doors	£ 23.50
Inactive door leaf for a double leaf, width S2 in mm: 644, 744, 844, 944 (extra charge for non-standard door frame width)	£ 42.50
Inactive door leaf for a double leaf, width S2 in mm: 1044	£ 75.50
Drop down seal	£ 46.50

AVAILABLE COLOURS


CPL GROUP       



CLPL GROUP       



FF GROUP       



*While stocks last



PRESTIGE MI-02 CLPL Honey Oak

PRESTIGE
MI /

COLOUR: CLPL Honey Oak



MI-01



MI-02
Width 60



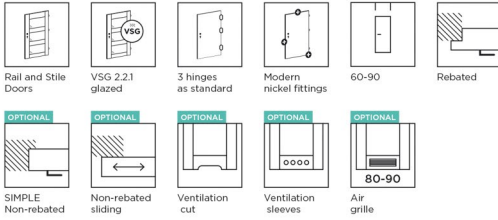
MI-02
Width 70



MI-02
Width 80



MI-02
Width 90



AVAILABLE WIDTHS

- 60, 70, 80, 90

CONSTRUCTION

- A robust rail and stile construction made of MDF

DOOR FRAME VARIANTS

- Fixed: timber and MDF
- Adjustable: DIN, DUALE, ZOS

COMPONENTS

- VSG 2.2.1 Black glass, plain on both sides
- A mortise key lock (options include a turn and release lock, a lock with a euro profile cylinder or without the bottom hole)
- Screw hinges, 3 pcs.

PRESTIGE MI PRICE LIST

Colour group	Price in GBP inc. VAT
	Glass: Black VSG 2.2.1
CLPL	£ 351.50

AVAILABLE COLOURS

CLPL GROUP



Honey Oak

OPTIONS WITH AN EXTRA CHARGE

The products are available as per Polish standards. Cutting of doors to heights applicable according to Czech and Slovakian standards at no extra charge (for rebated and non-rebated systems).

NON-STANDARD HEIGHT

Up to 60 mm shorter	£ 28.00
Additional hinge	£ 11.50
Additional hinge in SIMPLE non-rebated system	£ 42.50

VENTILATION

	EXTRA CHARGE
Ventilation undercut	£ 14.00
Metal ventilation sleeves in nickel or bronze (pcs)	£ 14.00
Plastic ventilation sleeves in matt black, white, gold, satin chrome or chrome (pcs)	£ 7.50
Plastic air grille in matt silver for 80 and 90 doors	£ 28.00

OTHER

	EXTRA CHARGE
Non-rebated door, SIMPLE system	£ 94.50
Non-rebated door, wall-mounted standard sliding system, wall-mounted and pocket LOFT doors	£ 23.50
Inactive door leaf for a double leaf, width S2 in mm: 644, 744, 844, 944 (extra charge for non-standard door frame width)	£ 42.50
Drop down seal	£ 46.50

PRESTIGE PT-02, CPL, Spanish Oak

PRESTIGE PT

COLOUR: CPL Uni Anthracite




PT-01



PT-02



PT-03



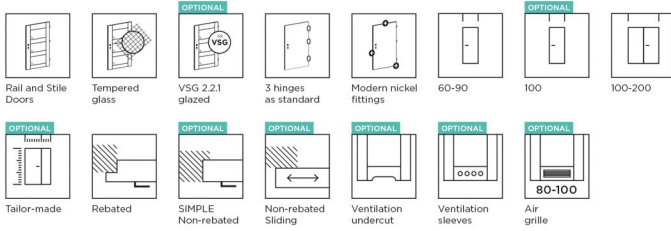
PT-04



PT-05



PT-06



AVAILABLE WIDTHS

- 60, 70, 80, 90, other sizes available at an extra charge

CONSTRUCTION

- A robust rail and stile construction made of MDF

DOOR FRAME VARIANTS

- Fixed: timber and MDF
- Adjustable: DIN, DUALE, ZOS

COMPONENTS

- Tempered Satin glass, 4 mm thick
- Option: VSG 2.2.1 Satin glass, plain finish on both sides
- A mortise key lock (options include a turn and release lock, a lock with a euro profile cylinder or without the bottom hole)
- Screw hinges, 3 pcs.

PRESTIGE PT PRICE LIST

Colour group	Price in GBP inc. VAT	
	Glass: Tempered Satin	Glass: Satin VSG 2.2.1
CPL	£ 350.00	Price, see adjacent column + extra charge, see table below
CLPL	£ 344.50	
FF	£ 307.50	

EXTRA CHARGE FOR GLAZING CHANGE – SATIN VSG 2.2.1 GLASS

PT-01	PT-02	PT-03	PT-04	PT-05	PT-06
-	£ 132.00	£ 99.00	£ 33.00	£ 66.00	£ 66.00

The Satin VSG 2.2.1 glass can be replaced with the Black VSG 2.2.1 glass for an additional charge calculated on an individual basis.

OPTIONS WITH AN EXTRA CHARGE

NON-STANDARD WIDTH	EXTRA CHARGE
Width 100	£ 33.00
Widths < 60	£ 203.00
Non-standard width, Door with Satin Deco, Lacomat* or VSG 2.2.1 Satin glass	£ 99.00
NON-STANDARD HEIGHT	EXTRA CHARGE
Up to 60 mm shorter	£ 28.00
More than 60 mm shorter (feasibility evaluated case by case)	£ 104.00
Door with Satin Deco, Lacomat or VSG 2.2.1 Satin glass.	
Up to 470 mm longer (feasibility evaluated case by case)	£ 104.00
Door with Satin Deco, Lacomat or VSG 2.2.1 Satin glass.	
Additional hinge (required for doors 110 mm to 470 mm longer)	£ 11.50
Additional hinge for SIMPLE non-rebated system (required for doors 110 mm to 470 mm longer)	£ 42.50
Change of lock position (recommended for doors with a non-standard height)	£ 33.00
Modification of a model due to a non-standard door height	£ 47.00
VENTILATION	EXTRA CHARGE
Ventilation undercut	£ 14.00
Metal ventilation sleeves in nickel or bronze (pcs)	£ 14.00
Plastic ventilation sleeves in matt black, white, gold, satin chrome or chrome (pcs)	£ 7.50
Plastic air grille in matt silver for 80, 90 and 100 doors	£ 28.00
OTHER	EXTRA CHARGE
Non-rebated door, SIMPLE system	£ 94.50
Non-rebated door, wall-mounted standard sliding system, wall-mounted and pocket LOFT doors	£ 23.50
Inactive door leaf for a double leaf, width S2 in mm: 420-609	£ 203.00
Inactive door leaf for a double leaf, width S2 in mm: 610, 710, 810, 910	£ 42.50
Inactive door leaf for a double leaf, width S2 in mm: 1010	£ 75.50
Drop down seal	£ 46.50

*While stocks last

AVAILABLE COLOURS


CPL GROUP      



CLPL GROUP      



FF GROUP      





COLOUR: FF Cornwall Oak



PU-01



PU-02



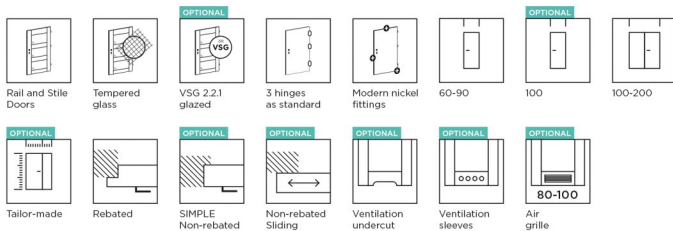
PU-03



PU-04



PU-05



AVAILABLE WIDTHS

- 60, 70, 80, 90, other sizes available at an extra charge

CONSTRUCTION

- A robust rail and stile construction made of MDF

DOOR FRAME VARIANTS

- Fixed: timber and MDF
- Adjustable: DIN, DUALE, ZOS

COMPONENTS

- Tempered Satin glass, 4 mm thick
- Option: VSG 2.2.1 Satin glass, plain finish on both sides
- A mortise key lock (options include a turn and release lock, a lock with a euro profile cylinder or without the bottom hole)
- Screw hinges, 3 pcs.

PRESTIGE PU PRICE LIST

Colour group	Price in GBP inc. VAT	
	Glass: Tempered Satin	Glass: Satin VSG 2.2.1
PP	£ 390.00	
CPL	£ 358.00	Price, see adjacent column + extra charge, see table below
CLPL	£ 350.00	
FF	£ 294.50	

EXTRA CHARGE FOR GLAZING CHANGE - SATIN VSG 2.2.1 GLASS

PU-01	PU-02	PU-03	PU-04	PU-05
-	£ 62.00	£ 20.50	£ 31.00	£ 31.00

The Satin VSG 2.2.1 glass can be replaced with the Black VSG 2.2.1 glass for an additional charge calculated on an individual basis.


OPTIONS WITH AN EXTRA CHARGE

NON-STANDARD WIDTH	EXTRA CHARGE
Width 100	£ 33.00
Widths < 60	£ 203.00
Non-standard width, Door with Satin Deco, Lacomat* or VSG 2.2.1 Satin glass	£ 99.00
NON-STANDARD HEIGHT	EXTRA CHARGE
Up to 60 mm shorter	£ 28.00
More than 60 mm shorter (feasibility evaluated case by case) Door with Satin Deco, Lacomat* or VSG 2.2.1 Satin glass.	£ 104.00
Up to 470 mm longer (feasibility evaluated case by case) Door with Satin Deco, Lacomat* or VSG 2.2.1 Satin glass.	£ 104.00
Additional hinge (required for doors 110 mm to 470 mm longer)	£ 11.50
Additional hinge for SIMPLE non-rebated system (required for doors 110 mm to 470 mm longer)	£ 42.50
Change of lock position (recommended for doors with a non-standard height)	£ 33.00
Modification of a model due to a non-standard door height	£ 47.00
VENTILATION	EXTRA CHARGE
Ventilation undercut	£ 14.00
Metal ventilation sleeves in nickel or bronze (pcs)	£ 14.00
Plastic ventilation sleeves in matt black, white, gold, satin chrome or chrome (pcs)	£ 7.50
Plastic air grille in matt silver for 80, 90 and 100 doors	£ 28.00
OTHER	EXTRA CHARGE
Non-rebated door, SIMPLE system	£ 94.50
Non-rebated door, wall-mounted standard sliding system, wall-mounted and pocket LOFT doors	£ 23.50
Inactive door leaf for a double leaf, width S2 in mm: 420-609	£ 203.00
Inactive door leaf for a double leaf, width S2 in mm: 610, 710, 810, 910	£ 42.50
Inactive door leaf for a double leaf, width S2 in mm: 1010	£ 75.50
Drop down seal	£ 46.50

*While stocks last

AVAILABLE COLOURS


PP GROUP



Supermatt White

Natural Grandson Oak

CPL GROUP



Uni White

Uni Grey

Luminous Grey

Uni Anthracite

Walnut

Uni Black

CLPL GROUP




Bleached Larch

Honey Oak

Spanish Oak

Old Oak

FF GROUP



Bianco

Sibiu White

Silver Oak

Cornwall Oak

Halifax Oak

Columbia Walnut

Sonoma Oak

Riviera Oak

Catania Oak

Nussbaum Walnut

Bengali Mango

Anthracite Oak



PRESTIGE PW-01, FF Bianco

PRESTIGE
PW


COLOUR: CPL Uni Black



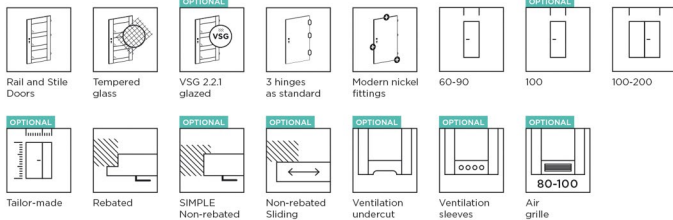
PW-01



PW-02



PW-03



AVAILABLE WIDTHS

- 60, 70, 80, 90, other sizes available at an extra charge

CONSTRUCTION

- A robust rail and stile construction made of MDF

DOOR FRAME VARIANTS

- Fixed: timber and MDF
- Adjustable: DIN, DUALE, ZOS

COMPONENTS

- Tempered Satin glass, 4 mm thick
- Option: VSG 2.2.1 Satin glass, plain finish on both sides
- A mortise key lock (options include a turn and release lock, a lock with a euro profile cylinder or without the bottom hole)
- Screw hinges, 3 pcs.

PRESTIGE PW PRICE LIST

Colour group	Price in GBP inc. VAT	
	Glass: Tempered Satin	Glass: Satin VSG 2.2.1
PP	£ 361.50	
CPL	£ 331.00	Price, see adjacent column + extra charge, see table below
CLPL	£ 324.00	
FF	£ 272.50	

EXTRA CHARGE FOR GLAZING CHANGE - SATIN VSG 2.2.1 GLASS

PW-01	PW-02	PW-03
-	£ 47.00	£ 23.50

The Satin VSG 2.2.1 glass can be replaced with the Black VSG 2.2.1 glass for an additional charge calculated on an individual basis.

OPTIONS WITH AN EXTRA CHARGE

NON-STANDARD WIDTH	EXTRA CHARGE
Width 100	£ 33.00
Widths < 60	£ 203.00
Non-standard width, Door with Satin Deco, Lacomat* or VSG 2.2.1 Satin glass	£ 99.00
NON-STANDARD HEIGHT	EXTRA CHARGE
Up to 60 mm shorter	£ 28.00
More than 60 mm shorter (feasibility evaluated case by case)	
Door with Satin Deco, Lacomat* or VSG 2.2.1 Satin glass.	£ 104.00
Up to 470 mm longer (feasibility evaluated case by case)	
Door with Satin Deco, Lacomat* or VSG 2.2.1 Satin glass.	£ 104.00
Additional hinge (required for doors 110 mm to 470 mm longer)	£ 11.50
Additional hinge for SIMPLE non-rebated system (required for doors 110 mm to 470 mm longer)	£ 42.50
Change of lock position (recommended for doors with a non-standard height)	£ 33.00
Modification of a model due to a non-standard door height	£ 47.00
VENTILATION	EXTRA CHARGE
Ventilation undercut	£ 14.00
Metal ventilation sleeves in nickel or bronze (pcs)	£ 14.00
Plastic ventilation sleeves in matt black, white, gold, satin chrome or chrome (pcs)	£ 7.50
Plastic air grille in matt silver for 80, 90 and 100 doors	£ 28.00
OTHER	EXTRA CHARGE
Non-rebated door, SIMPLE system	£ 94.50
Non-rebated door, wall-mounted standard sliding system, wall-mounted and pocket LOFT doors	£ 23.50
Inactive door leaf for a double leaf, width S2 in mm: 420-609	£ 203.00
Inactive door leaf for a double leaf, width S2 in mm: 610, 710, 810, 910	£ 42.50
Inactive door leaf for a double leaf, width S2 in mm: 1010	£ 75.50
Drop down seal	£ 46.50


*While stocks last

AVAILABLE COLOURS

PP GROUP




CPL GROUP



CLPL GROUP



FF GROUP



NEW

PRESTIGE PX-02, FF Snow Oak

PRESTIGE
PX



COLOUR: FF Snow Oak



PX-01



PX-02



PX-03



PX-04



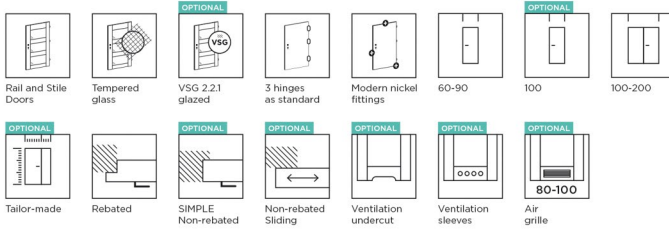
PX-05



PX-06



PX-07



AVAILABLE WIDTHS

- 60, 70, 80, 90, other sizes available at an extra charge

CONSTRUCTION

- A robust rail and stile construction made of MDF

DOOR FRAME VARIANTS

- Fixed: timber and MDF
- Adjustable: DIN, DUALE, ZOS

PRESTIGE PX PRICE LIST

Colour group	Price in GBP inc. VAT	
	Glass: Tempered Satin	Glass: Satin VSG 2.2.1
FF	£ 286.00	Price, see adjacent column + extra charge, see table below

EXTRA CHARGE FOR GLAZING CHANGE - SATIN VSG 2.2.1 GLASS

PX-01	PX-02	PX-03	PX-04	PX-05	PX-06	PX-07
-	£ 62.00	£ 31.00	£ 31.00	£ 41.50	£ 41.50	£ 20.50

The Satin VSG 2.2.1 glass can be replaced with the Black VSG 2.2.1 glass for an additional charge calculated on an individual basis.

AVAILABLE COLOURS

FF GROUP



OPTIONS WITH AN EXTRA CHARGE

NON-STANDARD WIDTH	EXTRA CHARGE
Width 100	£ 33.00
Widths < 60	£ 203.00
Non-standard width,	
Door with Satin Deco, Lacomat* or VSG 2.2.1 Satin glass	£ 99.00
NON-STANDARD HEIGHT	EXTRA CHARGE
Up to 60 mm shorter	£ 28.00
More than 60 mm shorter (feasibility evaluated case by case)	
Door with Satin Deco, Lacomat or VSG 2.2.1 Satin glass.	£ 104.00
Up to 470 mm longer (feasibility evaluated case by case)	
Door with Satin Deco, Lacomat or VSG 2.2.1 Satin glass.	£ 104.00
Additional hinge (required for doors 110 mm to 470 mm longer)	£ 11.50
Additional hinge for SIMPLE non-rebated system (required for doors 110 mm to 470 mm longer)	£ 42.50
Change of lock position (recommended for doors with a non-standard height)	£ 33.00
Modification of a model due to a non-standard door height	£ 47.00
VENTILATION	EXTRA CHARGE
Ventilation undercut	£ 14.00
Metal ventilation sleeves in nickel or bronze (pcs)	£ 14.00
Plastic ventilation sleeves in matt black, white, gold, satin chrome or chrome (pcs)	£ 7.50
Plastic air grille in matt silver for 80, 90 and 100 doors	£ 28.00
OTHER	EXTRA CHARGE
Non-rebated door, SIMPLE system	£ 94.50
Non-rebated door, wall-mounted standard sliding system, wall-mounted and pocket LOFT doors	£ 23.50
Inactive door leaf for a double leaf, width S2 in mm: 420-609	£ 203.00
Inactive door leaf for a double leaf, width S2 in mm: 610, 710, 810, 910	£ 42.50
Inactive door leaf for a double leaf, width S2 in mm: 1010	£ 75.50
Drop down seal	£ 46.50

*While stocks last

NEW

PRESTIGE PY-02, FF Snow Oak

PRESTIGE
PY

COLOUR: FF Snow Oak



PY-01



PY-02



PY-03



PY-04



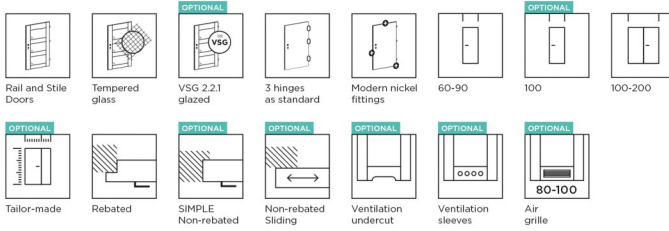
PY-05



PY-06



PY-07



AVAILABLE WIDTHS

- 60, 70, 80, 90, other sizes available at an extra charge

CONSTRUCTION

- A robust rail and stile construction made of MDF

DOOR FRAME VARIANTS

- Fixed: timber and MDF
- Adjustable: DIN, DUALE, ZOS

PRESTIGE PY PRICE LIST

Colour group	Price in GBP inc. VAT	
	Glass: Tempered Satin	Glass: Satin VSG 2.2.1
FF	£ 279.00	Price, see adjacent column + extra charge, see table below

EXTRA CHARGE FOR GLAZING CHANGE - SATIN VSG 2.2.1 GLASS

PY-01	PY-02	PY-03	PY-04	PY-05	PY-06	PY-07
-	£ 82.50	£ 33.00	£ 49.50	£ 49.50	£ 49.50	£ 66.00

The Satin VSG 2.2.1 glass can be replaced with the Black VSG 2.2.1 glass for an additional charge calculated on an individual basis.

AVAILABLE COLOURS

FF GROUP



OPTIONS WITH AN EXTRA CHARGE

NON-STANDARD WIDTH	EXTRA CHARGE
Width 100	£ 33.00
Widths < 60	£ 203.00
Non-standard width,	
Door with Satin Deco, Lacomat* or VSG 2.2.1 Satin glass	£ 99.00
NON-STANDARD HEIGHT	EXTRA CHARGE
Up to 60 mm shorter	£ 28.00
More than 60 mm shorter (feasibility evaluated case by case)	£ 104.00
Door with Satin Deco, Lacomat or VSG 2.2.1 Satin glass,	
Up to 470 mm longer (feasibility evaluated case by case)	£ 104.00
Door with Satin Deco, Lacomat or VSG 2.2.1 Satin glass,	
Additional hinge (required for doors 110 mm to 470 mm longer)	£ 11.50
Additional hinge for SIMPLE non-rebated system (required for doors 110 mm to 470 mm longer)	£ 42.50
Change of lock position (recommended for doors with a non-standard height)	£ 33.00
Modification of a model due to a non-standard door height	£ 47.00
VENTILATION	EXTRA CHARGE
Ventilation undercut	£ 14.00
Metal ventilation sleeves in nickel or bronze (pcs)	£ 14.00
Plastic ventilation sleeves in matt black, white, gold, satin chrome or chrome (pcs)	£ 7.50
Plastic air grille in matt silver for 80, 90 and 100 doors	£ 28.00
OTHER	EXTRA CHARGE
Non-rebated door, SIMPLE system	£ 94.50
Non-rebated door, wall-mounted standard sliding system, wall-mounted and pocket LOFT doors	£ 23.50
Inactive door leaf for a double leaf, width S2 in mm: 420-609	£ 203.00
Inactive door leaf for a double leaf, width S2 in mm: 610, 710, 810, 910	£ 42.50
Inactive door leaf for a double leaf, width S2 in mm: 1010	£ 75.50
Drop down seal	£ 46.50

*While stocks last



PRESTIGE
PZ /

COLOUR: FF Anthracite Oak



PZ-01



PZ-02



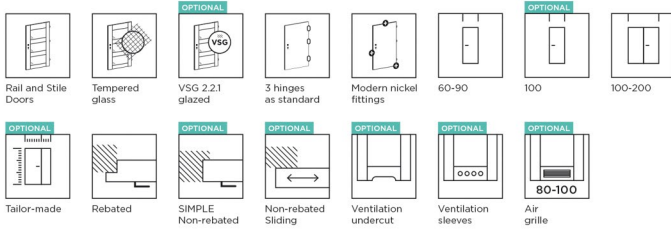
PZ-03



PZ-04



PZ-05



AVAILABLE WIDTHS

- 60, 70, 80, 90, other sizes available at an extra charge

CONSTRUCTION

- A robust rail and stile construction made of MDF

DOOR FRAME VARIANTS

- Fixed: timber and MDF
- Adjustable: DIN, DUALE, ZOS

COMPONENTS

- Tempered Satin glass, 4 mm thick
- Option: VSG 2.2.1 Satin glass, plain finish on both sides
- A mortise key lock (options include a turn and release lock, a lock with a euro profile cylinder or without the bottom hole)
- Screw hinges, 3 pcs.

PRESTIGE PZ PRICE LIST

Colour group	Price in GBP inc. VAT	
	Glass: Tempered Satin	Glass: Satin VSG 2.2.1
PP	£ 364.00	
CPL	£ 334.00	Price, see adjacent column + extra charge, see table below
CLPL	£ 326.00	
FF	£ 275.50	

EXTRA CHARGE FOR GLAZING CHANGE - SATIN VSG 2.2.1 GLASS

PZ-01	PZ-02	PZ-03	PZ-04	PZ-05
-	£ 52.50	£ 26.00	£ 26.00	£ 26.00

The Satin VSG 2.2.1 glass can be replaced with the Black VSG 2.2.1 glass for an additional charge calculated on an individual basis.


OPTIONS WITH AN EXTRA CHARGE

NON-STANDARD WIDTH	EXTRA CHARGE
Width 100	£ 33.00
Widths < 60	£ 203.00
Non-standard width, Door with Satin Deco, Lacomat* or VSG 2.2.1 Satin glass	£ 99.00
NON-STANDARD HEIGHT	EXTRA CHARGE
Up to 60 mm shorter	£ 28.00
More than 60 mm shorter (feasibility evaluated case by case)	
Door with Satin Deco, Lacomat* or VSG 2.2.1 Satin glass.	£ 104.00
Up to 470 mm longer (feasibility evaluated case by case)	
Door with Satin Deco, Lacomat* or VSG 2.2.1 Satin glass.	£ 104.00
Additional hinge (required for doors 110 mm to 470 mm longer)	£ 11.50
Additional hinge for SIMPLE non-rebated system (required for doors 110 mm to 470 mm longer)	£ 42.50
Change of lock position (recommended for doors with a non-standard height)	£ 33.00
Modification of a model due to a non-standard door height	£ 47.00
VENTILATION	EXTRA CHARGE
Ventilation undercut	£ 14.00
Metal ventilation sleeves in nickel or bronze (pcs)	£ 14.00
Plastic ventilation sleeves in matt black, white, gold, satin chrome or chrome (pcs)	£ 7.50
Plastic air grille in matt silver for 80, 90 and 100 doors	£ 28.00
OTHER	EXTRA CHARGE
Non-rebated door, SIMPLE system	£ 94.50
Non-rebated door, wall-mounted standard sliding system, wall-mounted and pocket LOFT doors	£ 23.50
Inactive door leaf for a double leaf, width S2 in mm: 420-609	£ 203.00
Inactive door leaf for a double leaf, width S2 in mm: 610, 710, 810, 910	£ 42.50
Inactive door leaf for a double leaf, width S2 in mm: 1010	£ 75.50
Drop down seal	£ 46.50

*While stocks last

AVAILABLE COLOURS

PP GROUP



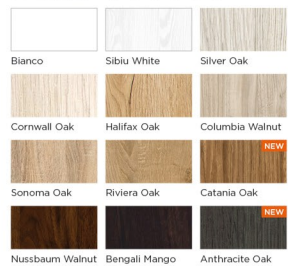
CPL GROUP



CLPL GROUP



FF GROUP



BASIC PRESTON 01, FF Cornwall Oak



INTERNAL DOORS

／ **BASIC**

Timeless, durable and functional. BASIC collection doors blend in perfectly with any space, whether at home or in the office. Available in a wide range of colours and glazing options.

BASIC STANDARD 01



BASIC STANDARD 01, CPL Uhi Grey



STANDARD 01
FF Silver Oak

For descriptions, colours available in the BASIC collection, and an extra charge table, go to page 114-115.

PRICE LIST

Colour group	Price in GBP inc. VAT
PVC	£ 260.00
CPL	£ 187.50
CLPL	£ 182.00
FF	£ 126.50
LAK	£ 104.00

AVAILABLE WIDTHS

- 60, 70, 80, 90, other sizes available at an extra charge
- minimum width of a full leaf: 244 mm
- maximum width of a full leaf: 1144 mm.

CONSTRUCTION

- MDF frame (timber frame available at an extra charge)
- Core: stabilising layer known as "honeycomb"
- Surface made of 3 mm thick HDF

DOOR FRAME VARIANTS

- Fixed: timber and MDF
- Adjustable: DIN, DUALE, ZOS
- Steel: fixed, square - large, adjustable

COMPONENTS

- A mortise key lock (options include a turn and release lock, a lock with a euro profile cylinder or without the bottom hole)
- Screw hinges, 2 pcs. (3 pcs. in the 90 door leaf)

A Host of Bespoke Options

OPTIONS WITH AN EXTRA CHARGE

	EXTRA CHARGE
NON-STANDARD WIDTH	
Widths 100 and 110	£ 33.00
Up to 5 mm narrower	£ 33.00
More than 5 mm narrower	£ 44.50
Wider	£ 44.50
NON-STANDARD HEIGHT	
Up to 60 mm shorter	£ 23.50
More than 60 mm shorter	£ 28.00
Up to 10 mm longer	£ 28.00
11 mm to 450 mm longer (except for the LAK colour group)	£ 66.00
Additional hinge (required for 110 doors with solid core board, and doors that are 110 mm to 450 mm longer)	£ 9.00
Additional hinge for SIMPLE non-rebated system (required for doors that are 110 mm to 450 mm longer)	£ 42.50
Change of lock position (recommended for doors with a non-standard height)	£ 33.00
Modification of a model due to a non-standard door height	£ 23.50
VENTILATION	
Ventilation undercut	£ 14.00
Plastic ventilation sleeves (set)	£ 9.00
Metal ventilation sleeves in nickel or bronze (pcs)	£ 14.00
Plastic air grille	£ 18.50
Plastic air grille in matt silver	£ 28.00
Stainless steel air grille	£ 113.50
OTHER	
Timber frame	£ 23.50
Solid core board (extra charge applies for an additional hinge)	£ 56.50
Two colour door leaf	50.00%
Door leaf, CONTRAST system	£ 26.00
Door leaf, CONTRAST ABS system	£ 33.00
Non-rebated door, SIMPLE system	£ 94.50
Non-rebated door, wall-mounted standard sliding system, wall-mounted and pocket LOFT doors	£ 23.50
Non-rebated door leaf, MAGIC sliding system	£ 47.00
Door leaf, reversed swing system	£ 118.00
Inactive door leaf for double leaf doors (extra charge applies for a timber frame)	£ 42.50
Inactive door leaf for double leaf doors, width S2 under 610 mm (Standard 01 only; additional charge for a timber frame applies)	£ 87.50
Reinforcement for door closer (only for doors with a honeycomb core)	£ 21.00
Rebate 20 mm	£ 28.00
Bolt lock with core (extra charge applies for an adjustable striker in the frame)	£ 23.50
Top lock with core	£ 18.50
Top bolt lock with core (extra charge applies for an adjustable striker in the frame)	£ 18.50
Multipoint lock (not for doors with DIN, DUALE or ZOS frames)	£ 184.50
3D hinges adjustable in three planes (available complete with a frame fitted with the 3D hinges)	£ 18.50
200° Panoramic door viewer	£ 47.00
Drop down seal	£ 46.50
Customisation for mounting an electric door strike in the inactive door leaf	£ 37.50

A HOST OF BESPOKE OPTIONS


The BASIC STANDARD 01 model is available in an extended range of colours.

AVAILABLE COLOURS


PVC GROUP




CPL GROUP




CLPL GROUP



FF GROUP




LAK GROUP



NEW

BASIC ASTORIA BLACK

BASIC ASTORIA BLACK, FF Bianco, Uni Black door frame, Uni Black door edge



YOU CHOOSE

The colours of the door frame and edge can be in the colour of the door or black.



EDGE FINISH TYPES

OPTIONAL



Standard rebated door leaf



SOFT rebated door leaf

OPTIONAL

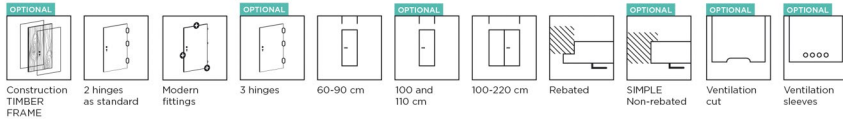


Standard non-rebated door leaf

PRICE LIST

Colour group	Glazing	Price in GBP inc. VAT
PP	Black Lacobel	£ 378.00
CPL	Black Lacobel	£ 312.00
CLPL	Black Lacobel	£ 307.50
FF	Black Lacobel	£ 267.00

A Host of Bespoke Options



AVAILABLE WIDTHS

- 60, 70, 80, 90, other sizes available at an extra charge

CONSTRUCTION

- MDF frame (timber frame available at an extra charge)
- Core: stabilising layer known as "honeycomb"
- Surface made of 6 mm thick HDF
- Edge finish types: SOFT in black (can be changed to standard finish in colour matching that of the door leaf surface or black, at no extra charge).

COMPONENTS

- Lacobel glass, black
- A mortise key lock (options include a turn and release lock, a lock with a euro profile cylinder or without the bottom hole)
- Screw hinges, black, 2 pcs. (3 pcs. in the 90 door leaf). BRILLIANT hinges are fitted as standard. The colour can be changed to the others available, at no extra charge.

DOOR FRAME VARIANTS


- Fixed: MDF
- Adjustable: DIN

OPTIONS WITH AN EXTRA CHARGE


	EXTRA CHARGE
NON-STANDARD WIDTH	
Widths 100 and 110	£ 33.00
Up to 5 mm narrower	£ 33.00
More than 5 mm narrower	£ 44.50
Wider	£ 44.50
NON-STANDARD HEIGHT	
Up to 60 mm shorter	£ 23.50
More than 60 mm shorter	£ 28.00
Up to 10 mm longer	£ 28.00
Length from 11 mm to 450 mm	£ 66.00
Additional hinge (required for 110 doors with solid core board, 110 door, and doors that are 110 mm to 450 mm longer)	£ 9.00
Additional hinge for SIMPLE non-rebated system (required for doors that are 110 mm to 450 mm longer)	£ 42.50
Change of lock position (recommended for doors with a non-standard height)	£ 33.00
VENTILATION	
Ventilation undercut	£ 14.00
Metal ventilation sleeves in nickel or bronze (pcs) (not available in size 60)	£ 14.00
OTHER	
Timber frame	£ 23.50
Door leaf, CONTRAST ABS system	£ 33.00
Non-rebated door, SIMPLE system	£ 94.50
Non-rebated door, wall-mounted standard sliding system, wall-mounted and pocket LOFT doors	£ 23.50
Non-rebated door leaf, MAGIC sliding system	£ 47.00
Door leaf, reversed swing system	£ 118.00
Inactive door leaf for a double leaf (surcharge for timber frame applies)	£ 42.50
Rebate 20 mm	£ 28.00
Drop down seal	£ 46.50

AVAILABLE COLOURS

PP GROUP



CPL GROUP



CLPL GROUP



FF GROUP



BASIC ASTORIA GOLD

BASIC ASTORIA GOLD, FF Bengali Mango, Bengali Mango door frame, Bengali Mango door edge



EDGE FINISH TYPES

OPTIONAL



Standard rebated door leaf



SOFT rebated door leaf

OPTIONAL

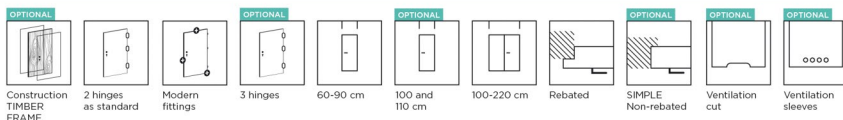


Standard non-rebated door leaf

PRICE LIST

Colour group	Glazing	Price in GBP inc. VAT
PP	Gold Lacobel	£ 416.00
CPL	Gold Lacobel	£ 345.00
FF	Gold Lacobel	£ 302.50

A Host of Bespoke Options



AVAILABLE WIDTHS

- 60, 70, 80, 90, other sizes available at an extra charge

CONSTRUCTION

- MDF frame (timber frame available at an extra charge)
- Core: stabilising layer known as "honeycomb"
- Surface made of 6 mm thick HDF
- Edge finish types: SOFT in black (can be changed to standard finish in colour matching that of the door leaf surface or black, at no extra charge).

COMPONENTS

- Lacobel glass, gold
- A mortise key lock (options include a turn and release lock, a lock with a euro profile cylinder or without the bottom hole)
- Screw hinges, gold, 2 pcs. (3 pcs. in the 90 door leaf), BRILLIANT hinges are fitted as standard. The colour can be changed to the others available, at no extra charge.

DOOR FRAME VARIANTS


- Fixed: MDF
- Adjustable: DIN

OPTIONS WITH AN EXTRA CHARGE

NON-STANDARD WIDTH	EXTRA CHARGE
Widths 100 and 110	£ 33.00
Up to 5 mm narrower	£ 33.00
More than 5 mm narrower	£ 44.50
Wider	£ 44.50
NON-STANDARD HEIGHT	EXTRA CHARGE
Up to 60 mm shorter	£ 23.50
More than 60 mm shorter	£ 28.00
Up to 10 mm longer	£ 28.00
Length from 11 mm to 450 mm	£ 66.00
Additional hinge (required for 110 doors with solid core board, 110 door, and doors that are 110 mm to 450 mm longer)	£ 9.00
Additional hinge for SIMPLE non-rebated system (required for doors that are 110 mm to 450 mm longer)	£ 42.50
Change of lock position (recommended for doors with a non-standard height)	£ 33.00
VENTILATION	EXTRA CHARGE
Ventilation undercut	£ 14.00
Metal ventilation sleeves in nickel or bronze (pcs) (not available in size 60)	£ 14.00
OTHER	EXTRA CHARGE
Timber frame	£ 23.50
Door leaf, CONTRAST ABS system	£ 33.00
Non-rebated door, SIMPLE system	£ 94.50
Non-rebated door, wall-mounted standard sliding system, wall-mounted and pocket LOFT doors	£ 23.50
Non-rebated door leaf, MAGIC sliding system	£ 47.00
Door leaf, reversed swing system	£ 118.00
Inactive door leaf for a double leaf (surcharge for timber frame applies)	£ 42.50
Rebate 20 mm	£ 28.00
Drop down seal	£ 46.50

AVAILABLE COLOURS

PP GROUP



Supermatt White Natural Grandson Oak

CPL GROUP



Uni Anthracite Walnut Uni Black

FF GROUP



Nussbaum Walnut Bengali Mango

NEW

BASIC ASTORIA WHITE

BASIC ASTORIA WHITE, CPL Uni White, CPL Uni White door frame, CPL Uni White door edge



YOU CHOOSE

The colours of the door frame and edge can be in the colour of the door or black.

EDGE FINISH TYPES

OPTIONAL



Standard rebated door leaf



SOFT rebated door leaf

OPTIONAL

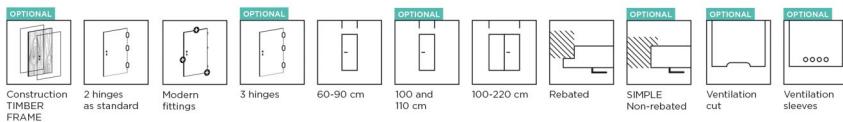


Standard non-rebated door leaf

PRICE LIST

Colour group	Glazing	Price in GBP inc. VAT
PP	Lacobel White	£ 416.00
CPL	Lacobel White	£ 345.00
CLPL	Lacobel White	£ 340.50
FF	Lacobel White	£ 302.50

A Host of Bespoke Options



AVAILABLE WIDTHS

- 60, 70, 80, 90, other sizes available at an extra charge

CONSTRUCTION

- MDF frame (timber frame available at an extra charge)
- Core: stabilising layer known as "honeycomb"
- Surface made of 6 mm thick HDF
- Edge finish types: SOFT in white (can be changed to standard finish in colour matching that of the door leaf surface or black, at no extra charge).

COMPONENTS

- Lacobel glass, white
- A mortise key lock (options include a turn and release lock, a lock with a euro profile cylinder or without the bottom hole)
- Screw hinges, white, 2 pcs. (3 pcs. in the 90 door leaf). BRILLIANT hinges are fitted as standard. The colour can be changed to the others available, at no extra charge.

DOOR FRAME VARIANTS

- Fixed: MDF
- Adjustable: DIN

OPTIONS WITH AN EXTRA CHARGE

NON-STANDARD WIDTH

	EXTRA CHARGE
Widths 100 and 110	£ 33.00
Up to 5 mm narrower	£ 33.00
More than 5 mm narrower	£ 44.50
Wider	£ 44.50

NON-STANDARD HEIGHT

	EXTRA CHARGE
Up to 60 mm shorter	£ 23.50
More than 60 mm shorter	£ 28.00
Up to 10 mm longer	£ 28.00
Length from 11 mm to 450 mm	£ 66.00
Additional hinge (required for 110 doors with solid core board, 110 door, and doors that are 110 mm to 450 mm longer)	£ 9.00
Additional hinge for SIMPLE non-rebated system (required for doors that are 110 mm to 450 mm longer)	£ 42.50
Change of lock position (recommended for doors with a non-standard height)	£ 33.00

VENTILATION


	EXTRA CHARGE
Ventilation undercut	£ 14.00
Metal ventilation sleeves in nickel or bronze (pcs) (not available in size 60)	£ 14.00

OTHER


	EXTRA CHARGE
Timber frame	£ 23.50
Door leaf, CONTRAST ABS system	£ 33.00
Non-rebated door, SIMPLE system	£ 94.50
Non-rebated door, wall-mounted standard sliding system, wall-mounted and pocket LOFT doors	£ 23.50
Non-rebated door leaf, MAGIC sliding system	£ 47.00
Door leaf, reversed swing system	£ 118.00
Inactive door leaf for a double leaf (surcharge for timber frame applies)	£ 42.50
Rebate 20 mm	£ 28.00
Drop down seal	£ 46.50

AVAILABLE COLOURS

PP GROUP




CPL GROUP



CLPL GROUP



FF GROUP





PRICE LIST

Colour group	Glazing	Price in GBP inc. VAT
CPL	Satin VSG 2.21	£ 494.00
CLPL	Satin VSG 2.21	£ 489.50
FF	Satin VSG 2.21	£ 450.50



Smart glazing bead

DIN PLUS CLASS ARCHITRAVES

For PRESTON doors, we recommend the DIN PLUS CLASS architraves with the shape corresponding to the glazing bead of the PRESTON model. See p. 188.





Solid core board



Satin VSG 2.21 glass



Modern nickel fittings



Glazing beads



Timber frame



3 hinges



60-90 cm



100 and 110 cm



100-220 cm



Rebated



SIMPLE Non-rebated



Ventilation cut



Ventilation sleeves



60-110 Air grille

AVAILABLE WIDTHS

- 60, 70, 80, 90, other sizes available at an extra charge

CONSTRUCTION

- Timber frame
- Solid core board
- Surface made of 3 mm thick HDF

COMPONENTS

- Satin VSG 2.2.1 glass, plain on both sides
- A mortise key lock (options include a turn and release lock, a lock with a euro profile cylinder or without the bottom hole)
- Screw hinges, 3 pcs.

DOOR FRAME VARIANTS

- Fixed: timber and MDF
- Adjustable: DIN, DUALE, ZOS

OPTIONS WITH AN EXTRA CHARGE

NON-STANDARD WIDTH

	EXTRA CHARGE
Widths 100 and 110	£ 33.00
Up to 5 mm narrower	£ 33.00
More than 5 mm narrower	£ 44.50
Wider	£ 44.50

NON-STANDARD HEIGHT

	EXTRA CHARGE
Up to 60 mm shorter	£ 23.50
More than 60 mm shorter	£ 28.00
Up to 10 mm longer	£ 28.00
Length from 11 mm to 450 mm	£ 66.00
Additional hinge (required for 110 doors with solid core board, 110 door, and doors that are 110 mm to 450 mm longer)	£ 9.00
Additional hinge for SIMPLE non-rebated system (required for doors that are 110 mm to 450 mm longer)	£ 42.50
Change of lock position (recommended for doors with a non-standard height)	£ 33.00
Modification of a model due to a non-standard door height	£ 23.50

VENTILATION

	EXTRA CHARGE
Ventilation undercut	£ 14.00
Metal ventilation sleeves in nickel or bronze (pcs)	£ 14.00
Plastic air grille	£ 18.50
Plastic air grille in matt silver	£ 28.00
Stainless steel air grille	£ 113.50

OTHER

	EXTRA CHARGE
Door leaf, CONTRAST system	£ 26.00
Door leaf, CONTRAST ABS system	£ 33.00
Non-rebated door, SIMPLE system	£ 94.50
Non-rebated door, wall-mounted standard sliding system and wall-mounted LOFT	£ 23.50
Non-rebated door leaf, MAGIC sliding system	£ 47.00
Door leaf, reversed swing system	£ 118.00
Inactive door leaf for a double leaf (minimum width PRESTON: S2 = 610 mm, smaller dimensions available only as STANDARD OI)	£ 42.50
Rebate 20 mm	£ 28.00

AVAILABLE COLOURS

CPL GROUP



Luminous Grey

Uni Grey

Uni Anthracite



Walnut

Uni Black

CLPL GROUP



Bleached Larch

Honey Oak

Spanish Oak



Old Oak

FF GROUP



Sibiu White

Silver Oak

Cornwall Oak



Halifax Oak



Columbia Walnut



Riviera Oak



Nussbaum Walnut



Bengali Mango



SARA 01
PVC White Grain



01 02 03 04

PRICE LIST

Colour group	Glazing	Price in GBP inc. VAT			
		Type 01	Type 02	Type 03	Type 04
PVC	Satin deco, Chinchilla or Transparent	£ 298.00	£ 350.00	£ 387.50	£ 468.00

EXTRA CHARGE FOR GLAZING CHANGE

	Type 01	Type 02	Type 03	Type 04
Lacomat* or Satin lines	-	£ 21.50	£ 81.50	£ 119.50

AVAILABLE WIDTHS

- 60, 70, 80, 90, other sizes available at an extra charge
- Max overall door leaf width: 944 mm

CONSTRUCTION

- Timber frame
- Core: stabilising layer known as "honeycomb"
- Surface made of 3 mm thick HDF

COMPONENTS

- Satin deco glass, 4 mm thick
- A mortise key lock (options include a turn and release lock or with a euro profile cylinder)
- Screw hinges, 2 pcs. (3 pcs. in the 90 door leaf)

DOOR FRAME VARIANTS

- Fixed: timber and MDF
- Adjustable: DIN, DUALE, ZOS

AVAILABLE COLOURS

PVC GROUP



White Grain

Natural Grandson Oak

OPTIONS WITH AN EXTRA CHARGE

The product is available as per Polish, Czech and Slovakian standards. Non-standard sizes available as per Polish standards.

	EXTRA CHARGE
NON-STANDARD WIDTH	
Up to 5 mm narrower	£ 33.00
6 mm to 10 mm narrower	£ 44.50
NON-STANDARD HEIGHT	
Up to 60 mm shorter	£ 23.50
61 mm to 140 mm shorter	£ 28.00
Up to 10 mm longer	£ 28.00
Additional hinge	£ 9.00
Change of lock position (recommended for doors with a non-standard height)	£ 33.00
VENTILATION	
Ventilation undercut	£ 14.00
Plastic ventilation sleeves (set)	£ 9.00
Metal ventilation sleeves in nickel or bronze (pcs)	£ 14.00
Plastic air grille	£ 18.50
Plastic air grille in matt silver	£ 28.00
Stainless steel air grille	£ 113.50
OTHER	
Solid core board (extra charge applies for an additional hinge)	£ 118.00
Door leaf, CONTRAST system	£ 26.00
Door leaf, CONTRAST ABS system	£ 33.00
Non-rebated door, SIMPLE system	£ 94.50
Non-rebated door leaf, MAGIC sliding system	£ 47.00
Door leaf, reversed swing system	£ 118.00
Inactive door leaf for double leaf doors (min width for SARA: S2 = 610 mm.)	£ 42.50
Door closer reinforcement	£ 21.00
Rebate 20 mm	£ 28.00
Bolt lock with core (extra charge applies for an adjustable striker in the frame)	£ 23.50
Top lock with core	£ 18.50
Top bolt lock with core (extra charge applies for an adjustable striker in the frame)	£ 18.50
Multipoint lock (not for doors with DIN, DUALE or ZOS frames)	£ 184.50
3D hinges adjustable in three planes (available complete with a frame fitted with the 3D hinges)	£ 18.50
200° Panoramic door viewer	£ 47.00
Drop down seal	£ 46.50

*While stocks last

COMMON FEATURES OF THE **BASIC** COLLECTION

BASIC DALLAS 4/4, FF Riviera Oak



AVAILABLE WIDTHS

- 60, 70, 80, 90, other sizes available at an extra charge

CONSTRUCTION

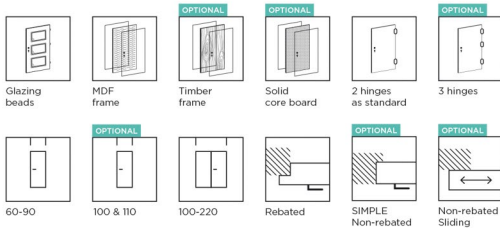
- MDF frame (timber frame available at an extra charge)
- Core: stabilising layer known as “honeycomb”
- Surface made of 3 mm thick HDF

DOOR FRAME VARIANTS

- Fixed: timber and MDF
- Adjustable: DIN, DUALE, ZOS
- Steel: fixed, square - large, adjustable

COMPONENTS

- Glass: Satin deco th. 4 mm.
For the PRESTON model: Satin VSG 2.2.1 glass,
For the ANATOLIA, CLASSIC and STANDARD models: White bark glass,
For the MADRID and MACADI-3 models: Satin macadi glass,
- A mortise key lock (options include a turn and release lock, a lock with a euro profile cylinder or without the bottom hole)
- Screw hinges, 2 pcs. (3 pcs. in the 90 door and in the PRESTON model)



COMMON FEATURES OF THE **BASIC** COLLECTION

OPTIONS WITH AN EXTRA CHARGE


NON-STANDARD WIDTH	EXTRA CHARGE
Widths 100 and 110	£ 33.00
Up to 5 mm narrower	£ 33.00
More than 5 mm narrower	£ 44.50
Wider	£ 44.50
NON-STANDARD HEIGHT	EXTRA CHARGE
Up to 60 mm shorter	£ 23.50
More than 60 mm shorter	£ 28.00
Up to 10 mm longer	£ 28.00
11 mm to 450 mm longer (except for the LAK colour group)	£ 66.00
Additional hinge (required for 110 doors with solid core board, and doors that are 110 mm to 450 mm longer)	£ 9.00
Additional hinge for SIMPLE non-rebated system (required for doors that are 110 mm to 450 mm longer)	£ 42.50
Change of lock position (recommended for doors with a non-standard height)	£ 33.00
Modification of a model due to a non-standard door height	£ 23.50
VENTILATION	EXTRA CHARGE
Ventilation undercut	£ 14.00
Plastic ventilation sleeves (set)	£ 9.00
Metal ventilation sleeves in nickel or bronze (pcs)	£ 14.00
Plastic air grille	£ 18.50
Plastic air grille in matt silver	£ 28.00
Stainless steel air grille	£ 113.50
OTHER	EXTRA CHARGE
Timber frame	£ 23.50
Solid core board (extra charge applies for an additional hinge)	£ 56.50
Two colour door leaf	50.00%
Door leaf, CONTRAST system	£ 26.00
Door leaf, CONTRAST ABS system	£ 33.00
Non-rebated door, SIMPLE system	£ 94.50
Non-rebated door, wall-mounted standard sliding system, wall-mounted and pocket LOFT doors	£ 23.50
Non-rebated door leaf, MAGIC sliding system	£ 47.00
Door leaf, reversed swing system	£ 118.00
Inactive door leaf for double leaf doors (extra charge applies for a timber frame)	£ 42.50
Inactive door leaf for double leaf doors, width S2 under 610 mm (Standard 01 only; additional charge for a timber frame applies)	£ 87.50
Reinforcement for door closer (only for doors with a honeycomb core)	£ 21.00
Rebate 20 mm	£ 28.00
Bolt lock with core (extra charge applies for an adjustable striker in the frame)	£ 23.50
Top lock with core	£ 18.50
Top bolt lock with core (extra charge applies for an adjustable striker in the frame)	£ 18.50
Multipoint lock (not for doors with DIN, DUALE or ZOS frames)	£ 184.50
3D hinges adjustable in three planes (available complete with a frame fitted with the 3D hinges)	£ 18.50
200° Panoramic door viewer	£ 47.00
Drop down seal	£ 46.50
Customisation for mounting an electric door strike in the inactive door leaf	£ 37.50

AVAILABLE COLOURS

CPL GROUP



FF GROUP



LAK GROUP



* Colours available for the Manhattan, Flavio, Boston and Classic models

BASIC MANHATTAN

For descriptions, colours available in the BASIC collection, and an extra charge table, go to page 114-115. The doors are also available in CPL Uni White, CPL Uni Grey, CPL Uni Anthracite.



MANHATTAN 4/4
FF Halifax Oak



0/4 1/4 2/4 3/4 4/4

PRICE LIST


Colour group	Glazing	Price in GBP inc. VAT
CPL	Satin deco, Chinchilla or Transparent	£ 333.50
FF	Satin deco, Chinchilla or Transparent	£ 289.50
LAK	Satin deco, Chinchilla or Transparent	£ 258.00

EXTRA CHARGE FOR GLAZING CHANGE

	Type 1/4	Type 2/4	Type 3/4	Type 4/4
Lacomat* or Satin lines	£ 27.00	£ 54.50	£ 81.50	£ 109.50

BASIC FLAVIO

For descriptions, colours available in the BASIC collection, and an extra charge table, go to page 114-115. The doors are also available in CPL Uni White, CPL Uni Grey, CPL Uni Anthracite.



FLAVIO 03
FF Cornwall Oak



01 02 03

PRICE LIST

Colour group	Glazing	Price in GBP inc. VAT
CPL	Satin deco, Chinchilla or Transparent	£ 246.00
FF	Satin deco, Chinchilla or Transparent	£ 202.00
LAK	Satin deco, Chinchilla or Transparent	£ 171.00

EXTRA CHARGE FOR GLAZING CHANGE

	Type 02	Type 03
Lacomat* or Satin lines	£ 10.50	£ 24.60

For descriptions, colours available in the BASIC collection, and an extra charge table, go to page 114-115. The doors are also available in CPL Uni White, CPL Uni Grey, CPL Uni Anthracite.

BASIC BOSTON



BOSTON 05
LAK Scandinavian Elm



01 02 03 04 05 06

PRICE LIST

Colour group	Glazing	Price in GBP inc. VAT
CPL	Satin deco, Chinchilla or Transparent	£ 300.00
FF	Satin deco, Chinchilla or Transparent	£ 257.50
LAK	Satin deco, Chinchilla or Transparent	£ 227.00

EXTRA CHARGE FOR GLAZING CHANGE

	Type 03	Type 04	Type 05	Type 06
Lacomat* or Satin lines	£ 15.00	£ 30.50	£ 35.50	£ 71.50

For descriptions, colours available in the BASIC collection, and an extra charge table, go to page 114-115. The doors are also available in LAK White, CPL Uni White, CPL Uni Grey, CPL Uni Anthracite.

BASIC CLASSIC



CLASSIC 03
LAK White



01 02 03

PRICE LIST

Colour group	Glazing*	Price in GBP inc. VAT	
		Types 01, 03	Type 02
CPL	White Bark, Chinchilla or Transparent	£ 274.00	£ 227.00
FF	White Bark, Chinchilla or Transparent	£ 230.00	£ 184.00
LAK	White Bark, Chinchilla or Transparent	£ 199.50	£ 153.00

EXTRA CHARGE FOR GLAZING CHANGE

	Type 02	Type 03
Satin deco	£ 16.50	£ 52.00
Lacomat* or Satin lines	£ 21.50	£ 81.50

*White bark effect door glazing as standard.

BASIC LAMBRO

For descriptions, colours available in the BASIC collection, and an extra charge table, go to page 114-115.



LAMBRO 5/5
FF Catania Oak



0/5 1/5 2/5 3/5 4/5 5/5

NEW

PRICE LIST

Colour group	Glazing	Price in GBP inc. VAT
FF	Satin deco, Chinchilla or Transparent	£ 224.50
LAK	Satin deco, Chinchilla or Transparent	£ 193.00

EXTRA CHARGE FOR GLAZING CHANGE

	Type 1/5	Type 2/5	Type 3/5	Type 4/5	Type 5/5
Lacomat* or Satin lines	£ 21.50	£ 43.50	£ 65.00	£ 85.50	£ 108.50

BASIC CENTUR

For descriptions, colours available in the BASIC collection, and an extra charge table, go to page 114-115.



CENTUR 3/3
FF Amber Oak



0/3 1/3 2/3 3/3

NEW

PRICE LIST


Colour group	Glazing	Price in GBP inc. VAT
FF	Satin deco, Chinchilla or Transparent	£ 197.50
LAK	Satin deco, Chinchilla or Transparent	£ 166.50

EXTRA CHARGE FOR GLAZING CHANGE

	Type 1/3	Type 2/3	Type 3/3
Lacomat* or Satin lines	£ 18.50	£ 37.50	£ 56.50

For descriptions, colours available in the BASIC collection, and an extra charge table, go to page 114-115.

BASIC MILAN



MILAN 6/6
FF Bengali Mango



0/6 2/6 4/6 6/6

PRICE LIST

Colour group	Glazing	Price in GBP inc. VAT
FF	Satin deco, Chinchilla or Transparent	£ 250.50
LAK	Satin deco, Chinchilla or Transparent	£ 219.50

EXTRA CHARGE FOR GLAZING CHANGE

	Type 2/6	Type 4/6	Type 6/6
Lacomat* or Satin lines	£ 18.00	£ 36.50	£ 55.00

For descriptions, colours available in the BASIC collection, and an extra charge table, go to page 114-115.

BASIC PESARO



PESARO 5/5
FF Bengali Mango



0/5 1/5 2/5 v1 2/5 v2 3/5 v1 3/5 v2 4/5 5/5

PRICE LIST

Colour group	Glazing	Price in GBP inc. VAT
FF	Satin deco, Chinchilla or Transparent	£ 295.00
LAK	Satin deco, Chinchilla or Transparent	£ 263.50

EXTRA CHARGE FOR GLAZING CHANGE

	Type 1/5	Type 2/5 v1	Type 2/5 v2	Type 3/5 v1	Type 3/5 v2	Type 4/5	Type 5/5
Lacomat* or Satin lines	£ 27.00	£ 36.00	£ 18.00	£ 63.50	£ 81.50	£ 73.00	£ 99.00

BASIC TRIVENTO

For descriptions, colours available in the BASIC collection, and an extra charge table, go to page 114-115.



TRIVENTO 3/3
LAK Bleached Oak



PRICE LIST

Colour group	Glazing	Price in GBP inc. VAT
FF	Satin deco, Chinchilla or Transparent	£ 295.50
LAK	Satin deco, Chinchilla or Transparent	£ 264.50

EXTRA CHARGE FOR GLAZING CHANGE


	Type 1/3 v1	Type 1/3 v2	Type 2/3 v1	Type 2/3 v2	Type 3/3
Lacomat* or Satin lines	£ 49.00	£ 18.50	£ 68.50	£ 67.50	£ 116.50

BASIC DALLAS

For descriptions, colours available in the BASIC collection, and an extra charge table, go to page 114-115.



DALLAS 4/4
LAK Bleached Oak



PRICE LIST

Colour group	Glazing	Price in GBP inc. VAT
FF	Satin deco, Chinchilla or Transparent	£ 198.50
LAK	Satin deco, Chinchilla or Transparent	£ 168.00


EXTRA CHARGE FOR GLAZING CHANGE

	Type 1/4	Type 2/4	Type 3/4	Type 4/4
Lacomat* or Satin lines	£ 8.50	£ 17.00	£ 25.50	£ 34.00

*While stocks last

For descriptions, colours available in the BASIC collection, and an extra charge table, go to page 114-115.

BASIC MADRID



MADRID 3/3
FF Bengali Mango



0/3

1/3

2/3

3/3

PRICE LIST

Colour group	Glazing*	Price in GBP inc. VAT
FF	Satin macadi, Satin deco, Chinchilla or Transparent	£ 198.50
LAK	Satin macadi, Satin deco, Chinchilla or Transparent	£ 167.50


EXTRA CHARGE FOR GLAZING CHANGE

	Type 1/3	Type 2/3	Type 3/3
Lacomat* or Satin lines	£ 15.00	£ 30.00	£ 45.00

*Satin macadi door glazing as standard.

For descriptions, colours available in the BASIC collection, and an extra charge table, go to page 114-115.

BASIC MACADI-3



MACADI-3 3/3
FF Cornwall Oak



0/3

1/3

2/3

3/3

PRICE LIST

Colour group	Glazing*	Price in GBP inc. VAT
FF	Satin macadi, Satin deco, Chinchilla or Transparent	£ 198.50
LAK	Satin macadi, Satin deco, Chinchilla or Transparent	£ 167.50

EXTRA CHARGE FOR GLAZING CHANGE

	Type 1/3	Type 2/3	Type 3/3
Lacomat* or Satin lines	£ 15.00	£ 30.00	£ 45.00

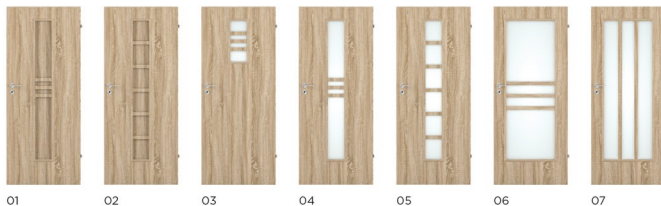
*Satin macadi door glazing as standard.

BASIC CARSON

For descriptions, colours available in the BASIC collection, and an extra charge table, go to page 114-115.



CARSON 04
LAK Bleached Oak



PRICE LIST

Colour group	Glazing	Price in GBP inc. VAT	
		Types 01, 02, 03, 04, 05	Types 06, 07
FF	Satin deco, Chinchilla or Transparent	£ 217.00	£ 314.50
LAK	Satin deco, Chinchilla or Transparent	£ 186.00	£ 281.00

EXTRA CHARGE FOR GLAZING CHANGE

	Type 03	Types 04, 05	Types 06, 07
Lacomat* or Satin lines	£ 16.50	£ 49.00	£ 127.00

BASIC PANAMA

For descriptions, colours available in the BASIC collection, and an extra charge table, go to page 114-115.



PANAMA 3/3
LAK Silver Oak



PRICE LIST

Colour group	Glazing	Price in GBP inc. VAT
FF	Satin deco, Chinchilla or Transparent	£ 181.50
LAK	Satin deco, Chinchilla or Transparent	£ 150.00

EXTRA CHARGE FOR GLAZING CHANGE

	Type 1/3 v1	Type 1/3 v2	Type 2/3 v1	Type 2/3 v2	Type 3/3
Lacomat* or Satin lines	£ 9.00	£ 2.50	£ 11.50	£ 18.00	£ 21.00

For descriptions, colours available in the BASIC collection, and an extra charge table, go to page 114-115.

BASIC PORTO



PORTO 6/6
FF Riviera Oak



0/6 2/6v1 2/6v2 4/6 6/6

PRICE LIST

Colour group	Glazing	Price in GBP inc. VAT
FF	Satin deco, Chinchilla or Transparent	£ 249.50
LAK	Satin deco, Chinchilla or Transparent	£ 218.50

EXTRA CHARGE FOR GLAZING CHANGE

	Type 2/6v1, 2/6v2	Type 4/6	Type 6/6
Lacomat* or Satin lines	£ 18.00	£ 36.50	£ 55.00

For descriptions, colours available in the BASIC collection, and an extra charge table, go to page 114-115.

BASIC RIMINI



RIMINI 5/5
FF Nussbaum Walnut



0/5 1/5 2/5 3/5 4/5 5/5

PRICE LIST

Colour group	Glazing	Price in GBP inc. VAT
FF	Satin deco, Chinchilla or Transparent	£ 290.00
LAK	Satin deco, Chinchilla or Transparent	£ 259.00

EXTRA CHARGE FOR GLAZING CHANGE

	Type 1/5	Type 2/5	Type 3/5	Type 4/5	Type 5/5
Lacomat* or Satin lines	£ 21.50	£ 43.50	£ 65.00	£ 85.50	£ 108.50

BASIC SOFIA

For descriptions, colours available in the BASIC collection, and an extra charge table, go to page 114-115.



SOFIA 3/3
LAK Silver Oak



PRICE LIST

Colour group	Glazing	Price in GBP inc. VAT
FF	Satin deco, Chinchilla or Transparent	£ 293.00
LAK	Satin deco, Chinchilla or Transparent	£ 262.50

EXTRA CHARGE FOR GLAZING CHANGE

	Type 1/3	Type 2/3	Type 3/3
Lacomat* or Satin lines	£ 39.00	£ 78.50	£ 117.50

BASIC LIMA

For descriptions, colours available in the BASIC collection, and an extra charge table, go to page 114-115.



LIMA 3/3
LAK Silver Oak



PRICE LIST

Colour group	Glazing	Price in GBP inc. VAT
FF	Satin deco, Chinchilla or Transparent	£ 194.50
LAK	Satin deco, Chinchilla or Transparent	£ 164.00

EXTRA CHARGE FOR GLAZING CHANGE

	Types 1/1 & 1/3	Type 2/2	Type 3/3
Lacomat* or Satin lines	£ 8.50	£ 17.00	£ 25.50

*While stocks last

For descriptions, colours available in the BASIC collection, and an extra charge table, go to page 114-115.

BASIC VERONA



VERONA 4/4
LAK Bleached Oak



0/4

1/4

2/4

3/4

4/4

PRICE LIST

Colour group	Glazing	Price in GBP inc. VAT
FF	Satin deco, Chinchilla or Transparent	£ 223.00
LAK	Satin deco, Chinchilla or Transparent	£ 192.50

EXTRA CHARGE FOR GLAZING CHANGE

	Type 1/4	Type 2/4	Type 3/4	Type 4/4
Lacomat* or Satin lines	£ 9.00	£ 18.50	£ 28.00	£ 37.50

For descriptions, colours available in the BASIC collection, and an extra charge table, go to page 114-115.

BASIC VEDI



VEDI 5/5
LAK Silver Oak



0/5

1/5

2/5

3/5

4/5

5/5

PRICE LIST

Colour group	Glazing	Price in GBP inc. VAT
FF	Satin deco, Chinchilla or Transparent	£ 205.50
LAK	Satin deco, Chinchilla or Transparent	£ 175.00

EXTRA CHARGE FOR GLAZING CHANGE

	Type 1/5	Type 2/5	Type 3/5	Type 4/5	Type 5/5
Lacomat* or Satin lines	£ 6.00	£ 12,00	£ 18,00	£ 24,00	£ 30,50

BASIC VENTE

For descriptions, colours available in the BASIC collection, and an extra charge table, go to page 114-115.



VENTE 4/4
FF Silver Oak



PRICE LIST

Colour group	Glazing	Price in GBP inc. VAT
FF	Satin deco, Chinchilla or Transparent	£ 263.50
LAK	Satin deco, Chinchilla or Transparent	£ 232.50

EXTRA CHARGE FOR GLAZING CHANGE

	Type 1/4	Type 2/4	Type 3/4	Type 4/4
Lacomat* or Satin lines	£ 21.50	£ 43.50	£ 65.00	£ 85.50

TALLER DOOR OPTIONS



BRILLIANT COLLECTION DOORS

What a door will look like depends on the non-standard height, whereas the modification must be agreed on an individual basis. Modification options for tall doors shown here are only for reference.

EXTRA CHARGES FOR CHANGING DOOR LEAF SIZES

NON-STANDARD WIDTH	EXTRA CHARGE
Width 100	£ 33.00
Widths < 60	£ 203.00
Non-standard width	£ 99.00
NON-STANDARD HEIGHT	EXTRA CHARGE
Up to 60 mm shorter	£ 28.00
More than 60 mm shorter (feasibility evaluated case by case)	£ 104.00
Up to 240 mm longer (feasibility evaluated case by case)	£ 104.00
Additional hinge (required for doors 110 mm to 240 mm longer)	£ 11.50
Additional hinge for SIMPLE non-rebated system (required for doors 110 mm to 240 mm longer)	£ 42.50
Change of lock position (recommended for doors with a non-standard height)	£ 33.00
Modification of a model due to a non-standard door height	£ 47.00



PRESTIGE COLLECTION DOORS

What a door will look like depends on the non-standard height, whereas the modification must be agreed on an individual basis. Modification options for tall doors shown here are only for reference.

EXTRA CHARGES FOR CHANGING DOOR LEAF SIZES

NON-STANDARD WIDTH	EXTRA CHARGE
Width 100	£ 33.00
Widths < 60	£ 203.00
Non-standard width, Door with Satin Deco, Lacomat or VSG 2.2.1 Satin glass	£ 99.00
NON-STANDARD HEIGHT	EXTRA CHARGE
Up to 60 mm shorter	£ 28.00
More than 60 mm shorter (feasibility evaluated case by case) Door with Satin Deco, Lacomat or VSG 2.2.1 Satin glass.	£ 104.00
Up to 470 mm longer (feasibility evaluated case by case) Door with Satin Deco, Lacomat or VSG 2.2.1 Satin glass.	£ 104.00
Additional hinge (required for doors 110 mm to 470 mm longer)	£ 11.50
Additional hinge for SIMPLE non-rebated system (required for doors 110 mm to 470 mm longer)	£ 42.50
Change of lock position (recommended for doors with a non-standard height)	£ 33.00
Modification of a model due to a non-standard door height	£ 47.00

TALLER DOOR OPTIONS



BASIC COLLECTION DOORS

What a door will look like depends on the non-standard height, whereas the modification must be agreed on an individual basis. Modification options for tall doors shown here are only for reference.

EXTRA CHARGES FOR CHANGING DOOR LEAF SIZES

NON-STANDARD WIDTH	EXTRA CHARGE
Widths 100 and 110	£ 33.00
Up to 5 mm narrower	£ 33.00
More than 5 mm narrower	£ 44.50
Wider	£ 44.50
NON-STANDARD HEIGHT	EXTRA CHARGE
Up to 60 mm shorter	£ 23.50
More than 60 mm shorter	£ 28.00
Up to 10 mm longer	£ 28.00
11 mm to 450 mm longer (except for the LAK colour group)	£ 66.00
Additional hinge (required for 110 doors with solid core board, and doors that are 110 mm to 450 mm longer)	£ 9.00
Additional hinge for SIMPLE non-rebated system (required for doors that are 110 mm to 450 mm longer)	£ 42.50
Change of lock position (recommended for doors with a non-standard height)	£ 33.00
Modification of a model due to a non-standard door height	£ 23.50

TALLER DOOR FRAMES

TIMBER FIXED DOOR FRAME



EXTRA CHARGES FOR CHANGED DOOR FRAME SIZES

NON-STANDARD WIDTH	EXTRA CHARGE
Widths 100 and 110	25% extra charge
Non-standard width	£ 28.00
NON-STANDARD HEIGHT	EXTRA CHARGE
Shorter	£ 23.50
Up to 10 mm longer	£ 28.00
Additional hinge	£ 9.00
Change of door strike position (recommended for door frames with a non-standard height)	£ 33.00

MDF FIXED DOOR FRAME



EXTRA CHARGES FOR CHANGED DOOR FRAME SIZES

NON-STANDARD WIDTH	EXTRA CHARGE
Widths 100 and 110	25% extra charge
Non-standard width	£ 28.00
NON-STANDARD HEIGHT	EXTRA CHARGE
Shorter	£ 23.50
Up to 10 mm longer	£ 28.00
11 mm to 470 mm longer	£ 66.00
Additional hinge	£ 9.00
Additional hinge in SIMPLE non-rebated system	£ 42.50
Change of door strike position (recommended for door frames with a non-standard height)	£ 33.00

ADJUSTABLE DOOR FRAME DIN



EXTRA CHARGES FOR CHANGED DOOR FRAME SIZES

NON-STANDARD WIDTH	EXTRA CHARGE
Widths 100 and 110	25%
Double door frame 100-200	25%
Non-standard width	£ 37.50
Non-standard width of adjustable angle	£ 14.00
NON-STANDARD HEIGHT	EXTRA CHARGE
Shorter	£ 23.50
Up to 10 mm longer	£ 28.00
11 mm to 470 mm longer	£ 108.50
Additional hinge	£ 9.00
Change of door strike position (recommended for door frames with a non-standard height)	£ 33.00
Non-standard height of adjustable angle	£ 14.00

ADJUSTABLE DOOR FRAME DUALE - DOUBLE RANGE



EXTRA CHARGES FOR CHANGED DOOR FRAME SIZES

NON-STANDARD WIDTH	EXTRA CHARGE
Widths 100 and 110	25%
Double door frame 100-200	25%
Non-standard width	£ 37.50
Non-standard width of adjustable angle	£ 14.00
NON-STANDARD HEIGHT	EXTRA CHARGE
Shorter	£ 23.50
Up to 10 mm longer	£ 28.00
11 mm to 470 mm longer	£ 108.50
Additional hinge	£ 9.00
Change of door strike position (recommended for door frames with a non-standard height)	£ 33.00
Non-standard height of adjustable angle	£ 14.00

SIMPLE NON-REBATED DOOR SYSTEM /



PRESTIGE AN-02, CPL Uni Grey

SIMPLE non-rebated system doors are manufactured according to any model available in the BRILLIANT, ELEGANTE, PRESTIGE and BASIC door collections. Their standard accessories include 2 mortise hinges, adjustable in three planes, and a magnetic key lock, turn and release lock, euro profile cylinder lock or an economy lock, that is without the bottom hole, to ensure silent closing.

Changing the height of the SIMPLE door will make changing the hinge and lock positions necessary.

When ordering the SIMPLE double doors, please note the required size of the installation opening (see p. 216).



Mortise hinge, adjustable in three planes



Magnetic lock in the door leaf



Adjustable magnetic lock strike in the door frame

SIMPLE NON-REBATED DOOR SYSTEM

AVAILABLE WIDTHS

- 60, 70, 80, 90, other sizes available at an extra charge

AVAILABLE COLOURS

- As per the range of your selected door and door frame model

CONSTRUCTION

- As per the range of your selected door and door frame model

DOOR FRAME VARIANTS

- Fixed: timber & MDF in the 44 mm × 100 mm size
- Adjustable: DIN adjustment range min. (100-120) and more

PRICE LIST

Colour group	Price in GBP inc. VAT	
	Non-rebated door, SIMPLE system	Door frame, SIMPLE non-rebated system
PP		
CPL	Price of selected model + surcharge: £ 94.50	Price of selected model + surcharge: £ 94.50
CLPL	£ 94.50	£ 94.50
FF		

COMPONENTS

Door leaf:

- A magnetic key lock (options include a turn and release lock with a bolt diameter reduction, a lock with a euro profile cylinder or without the bottom hole)
- A standard mortise key lock for double rebated doors where the door leaves come together (can be changed to a euro profile cylinder lock or a lock without a bottom hole).
- 2 mortise hinges, adjustable in three planes

Door frame:

- 2 mortise hinges, adjustable in three planes
- Magnetic lock strike
- Seal
- Installation kit

OPTIONS WITH AN EXTRA CHARGE

	EXTRA CHARGE
Additional door hinge (for taller doors)	£ 42.50
Additional door frame hinge (for taller door frames)	£ 42.50
rod diameter reducer for WC lock	£ 1.50

Other options at an extra charge as per the range of your selected door and door frame model.

FRAMES FOR SIMPLE NON-REBATED DOOR SYSTEM



Fixed timber door frame in SIMPLE system
See p. 174



Fixed MDF door frame in SIMPLE system
See p. 176




Adjustable DIN door frame in SIMPLE system
See p. 184



For detailed dimensions and specifications for the non-rebated SIMPLE system go to pp. 215-216.

ATTENTION!



Mount the handles on separate rosettes

COLOURS OF MORTISE HINGES AVAILABLE IN SIMPLE SYSTEM



Chrome



White



Black



Gold



CONTRAST SYSTEM DOORS



BASIC STANDARD 01, CPL Uni White + Uni Black

The CONTRAST system is available for BASIC series doors and entrance doors. It enables the use of edging (facing applied on the thickness of a door) that has a different colour than that of the main door plane. This also makes it possible to mix and match the colours of the frame and door. The system is available for both rebated and non-rebated doors.

Two types of edges are available – **CONTRAST** and **CONTRAST ABS**, with a coating thickness of 1 mm.

When placing an order for the CONTRAST system, please indicate the colour of the door leaf, the colour of the edge and the colour of the door frame.

CONTRAST DOOR EDGES

CONTRAST system	EXTRA CHARGE
CONTRAST system for BASIC door leaf	£ 26.00

COLOURS AVAILABLE IN THE CONTRAST SYSTEM:



CPL Matt Gold



CPL Matt Silver

PVC GROUP



White Grain Supermatt Grey Natural Grandson Oak

CPL GROUP




Uni White Luminous Grey Uni Grey Uni Anthracite Walnut Uni Black Matt Gold Matt Silver

CLPL GROUP



Bleached Larch Honey Oak Spanish Oak Old Oak

FF GROUP



Bianco Sibiu White Silver Oak Cornwall Oak Halifax Oak Columbia Walnut Sonoma Oak Riviera Oak Amber Oak Catania Oak Nussbaum Walnut Bengali Mango Anthracite Oak

LAK GROUP



White Bleached Oak Silver Oak Scandinavian Elm

CONTRAST ABS DOOR EDGES

CONTRAST system	EXTRA CHARGE
CONTRAST ABS system for BASIC door leaf	£ 33.00

COLOURS AVAILABLE IN THE CONTRAST ABS SYSTEM:



ABS Bianco



ABS Natural Grandson Oak



ABS Halfax Oak



ABS Cornwall Oak



ABS Concrete Grey

Reversed swing doors

SIMPLE standard door

BASIC STANDARD 01_CPL Uni Grey

REVERSED SWING DOORS

Reversed swing doors or just reverse doors are different from conventional doors in the way they are installed. They swing open towards the interior of a room, and their external side is flush with the wall. In other words, they typically swing in, although they look as if they swing out. For example, they are perfect for small corridors.

The reversed swing door system is available for the BASIC collection, complete with a DIN adjustable frame. For full specifications, including door colours, please see the relevant BASIC models (pp. 95-121) and the section on DIN adjustable frames. The reverse swing system frames are available only with a fixed angle and 80 mm architraves or an adjustable angle and 60 mm architraves in a 45° standard joint for a minimum wall thickness of 100 mm.

REVERSED SWING DOORS WITH DIN DOOR FRAME

WIDTH	Door opening width W [mm]	Frame outer width W2 [mm]	Frame outer width inc. architraves W3 [mm]	total width of S2 door leaf [mm]	Suggested installation opening width S0 [mm]	Door opening height H1 [mm]	total height of H2 door leaf [mm]	Frame outer height H3 [mm]	Frame height with architraves H4 [mm]	Suggested installation opening height H0 [mm]
60	628	696	788	644	725	2028	2029	2062	2108	2075
70	728	796	888	744	825					
80	828	896	988	844	925					
90	928	996	1088	944	1025					
100	1028	1096	1188	1044	1125					
110	1128	1196	1288	1144	1225					

OPTIONS WITH AN EXTRA CHARGE

The products are available as per Polish standards.

	EXTRA CHARGE
Reversed swing door system	£ 118.00
Door leaf, reversed swing system	£ 118.00
Adjustable DIN door frame, reversed swing system	£ 118.00
rod diameter reducer for WC lock	£ 1.50
Additional door hinge (for taller doors)	£ 47.00
Additional door frame hinge (for taller door frames)	£ 47.00



TIP

When you order a reversed swing door, note the flooring transition which should be right under the door leaf after installation.

HINGE COLOURS AVAILABLE IN REVERSED SWING DOORS



Chrome

Fitted as standard



White

OPTIONAL



Black

OPTIONAL

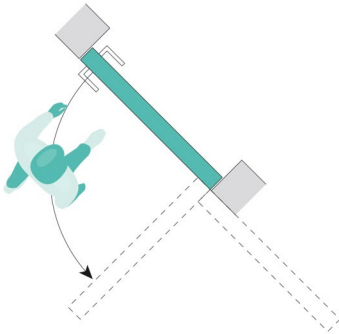


Gold

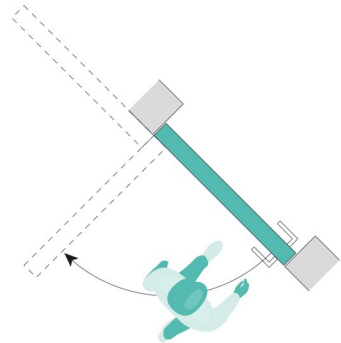
OPTIONAL

Standard door

right

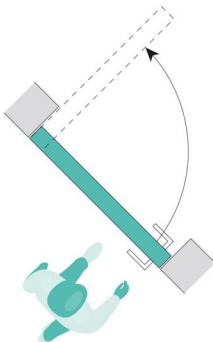


left

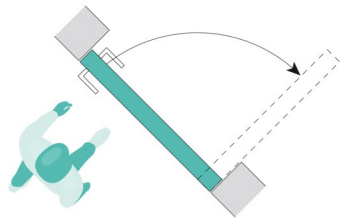


Reversed door

right



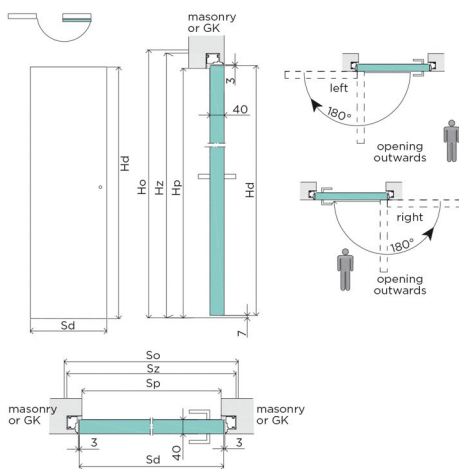
left



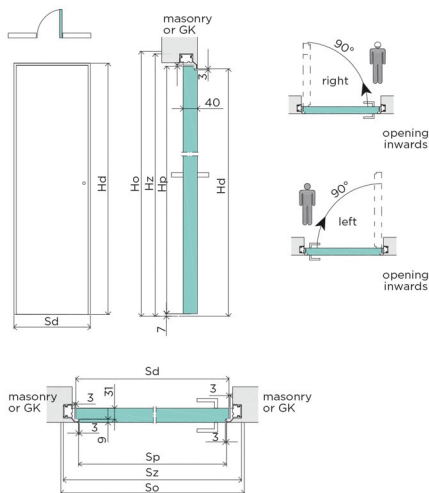
INVISIBLE FLUSH WITH WALL DOORS

BASIC INVISIBLE PAINT-ME

180° OUTSWING DOORS



90° INSWING DOORS



STANDARD DIMENSIONS FOR INVISIBLE DOORS

Type	Door leaf height Hd [mm]	Construction opening height Ho [mm]	Frame outer height Hz [mm]	Clear opening height Hp [mm]	Number of hinges
int. 90°	2030	2080	2072	2030	2
ext. 180°	2020	2070	2062	2020	2

Door leaf width Sd [mm]	Construction opening width So [mm]	Frame outer width Sz [mm]	Clear opening width Sp [mm]	
			int. 90°	ext. 180°
744	824	814	696	729
844	924	914	796	829
944	1024	1014	896	929

INVISIBLE – FLUSH WITH WALL DOORS

INVISIBLE doors are manufactured in the non-rebated version, finished with the PAINT-ME film, suitable for wallpapering or coating with wall paints in the colour of the wall, for instance, so that the door blends into the background and becomes invisible. The door leaves can also be finished with the PVC, CPL, CLPL and FF colour groups. The INVISIBLE door comes with 2 mortise hinges and a magnetic key lock as standard (options include a turn and release lock, a lock with a euro profile cylinder or without the bottom hole). The fixed frame is made entirely of aluminium and designed so that the door becomes an invisible part of the wall. The frame construction differs depending on whether it is fixed in a masonry or gypsum board wall.

AVAILABLE WIDTHS

- 60, 70, 80, 90, other sizes available at an extra charge

CONSTRUCTION

- MDF frame (timber frame available at an extra charge)
- Core: stabilising layer known as "honeycomb"
- Surface made of 3 mm thick HDF

PRICE LIST

Colour group	Price in GBP inc. VAT		
	INVISIBLE outswinging door leaf, 180° (W 60-90)	INVISIBLE inswing door leaf, 90° (W 60-90)	Aluminium door frame for brick or gypsum board walls (W 60-90)
PAINT-ME	£ 193.50	£ 193.50	
PVC	£ 340.50	£ 340.50	
CPL	£ 246.00	£ 246.00	£ 515.50
CLPL	£ 236.50	£ 236.50	
FF	£ 193.50	£ 193.50	

When placing your order, please specify the type of wall (brick or gypsum board) in which the frame will be installed.

OPTIONS AT AN EXTRA CHARGE – DOOR LEAF

NON-STANDARD WIDTH	EXTRA CHARGE
Widths 100 and 110	£ 33.00
Up to 5 mm narrower	£ 33.00
More than 5 mm narrower	£ 44.50
Wider	£ 44.50
NON-STANDARD HEIGHT	EXTRA CHARGE
Up to 60 mm shorter	£ 23.50
More than 60 mm shorter	£ 28.00
Up to 10 mm longer	£ 28.00
Length from 11 mm to 450 mm	£ 66.00
Additional hinge (required for the 110 doors, and doors that are 110 mm to 450 mm longer)	£ 42.50
Change of lock position (recommended for doors with a non-standard height)	£ 33.00
VENTILATION	EXTRA CHARGE
Ventilation undercut	£ 14.00
Plastic ventilation sleeves (set)	£ 9.00
Metal ventilation sleeves in nickel or bronze (pcs)	£ 14.00
Plastic air grille	£ 18.50
Plastic air grille in matt silver	£ 28.00
Stainless steel air grille	£ 113.50
OTHER	EXTRA CHARGE
Solid core board (extra charge applies for an additional hinge in door leaves 60, 70, 80)	£ 56.50
Timber frame	£ 23.50
rod diameter reducer for WC lock	£ 1.50
Drop down seal (for outswinging doors opening to 180°)	£ 46.50

OPTIONS WITH AN EXTRA CHARGE – DOOR FRAME

NON-STANDARD WIDTH	EXTRA CHARGE
Widths 100 and 110	£ 94.50
Non-standard width	30%
NON-STANDARD HEIGHT	EXTRA CHARGE
Non-standard height	30%
Change of door strike position (recommended for doors with a non-standard height)	£ 33.00
Additional hinge (required for the 110 frame and frames that are 110 mm to 450 mm longer)	£ 42.50

COMPONENTS

Door leaf:

- Concealed hinges, 2 pcs.
- Key lock
 - A magnetic key lock (options include a turn and release lock with a bolt diameter reduction, a lock with a euro profile cylinder or without the bottom hole)

Aluminium door frame:

- Concealed hinges, 2 pcs.
- Striker
- Seal
- Installation kit
- Acrylic primer

AVAILABLE COLOURS

FILM FOR DIY PAINTING OR WALLPAPERING



PAINT-ME

PVC GROUP



White Grain



Supermatt Grey



Natural Grandson Oak

CPL GROUP



Uni White



Luminous Grey



Uni Grey



Uni Anthracite



Walnut



Uni Black

CLPL GROUP



Bleached Larch



Honey Oak



Spanish Oak



Old Oak

FF GROUP



Blanco



Sibiu White



Snow Oak



Silver Oak



Cornwall Oak



Halifax Oak



Columbia Walnut



Sonoma Oak



Riviera Oak



Amber Oak



Catania Oak



Delano Oak



Nussbaum Walnut



Bengali Mango



Anthracite Oak

DOORS WITH PET FLAP

STANDARD 01, CPL Uni White + Uni Black

Doors with a pet flap are manufactured on the basis of the STANDARD 01 model with a solid core board as standard. Pet flaps can be made in a glazed door leaf - depending on the selected design. Feasibility is assessed on an individual basis. Pet flaps are available in two sizes, for pets up to 7 kg and 18 kg.

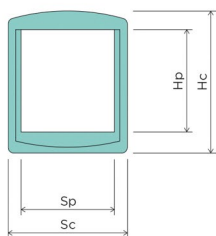


TABLE OF DIMENSIONS

Size	Sc [mm]	Sp [mm]	Hc [mm]	Hp [mm]
for pets up to 7 kg	198	155	236	170
for pets up to 18 kg	294	230	352	252



Sc total width of door inc. frame
Sp pet flap width
Hc total height of door inc. frame
Hp pet flap height

DOORS WITH PET FLAP

AVAILABLE WIDTHS

- 60, 70, 80, 90, other sizes available at an extra charge

CONSTRUCTION

- MDF frame (timber frame available at an extra charge)
- Solid core board
- Surface made of 3 mm thick HDF

DOOR FRAME VARIANTS

- Fixed: timber and MDF
- Adjustable: DIN, DUALE, ZOS
- Steel: fixed, square – large, adjustable

COMPONENTS

- swinging pet door made of grey plastic, with magnet to close the flap and with a vertical lock
- A mortise key lock (options include a turn and release lock, a lock with a euro profile cylinder or without the bottom hole)
- Screw hinges, 3 pcs.

PRICE LIST FOR DOORS WITH PET FLAP

Colour group	Price in GBP inc. VAT		
	STANDARD 01 + small pet flap	STANDARD 01 + large pet flap	Door frame
PVC	£ 520.00	£ 610.00	
CPL	£ 425.50	£ 520.00	Price according to selected type, without surcharge
CLPL	£ 421.00	£ 510.50	
FF	£ 373.50	£ 463.50	
LAK	£ 321.50	£ 416.00	

OPTIONS WITH AN EXTRA CHARGE

NON-STANDARD WIDTH

EXTRA CHARGE

Up to 5 mm narrower	£ 33.00
More than 5 mm narrower	£ 44.50
Wider	£ 44.50

NON-STANDARD HEIGHT

EXTRA CHARGE

Up to 60 mm shorter	£ 23.50
More than 60 mm shorter	£ 28.00
Up to 10 mm longer	£ 28.00
11 mm to 450 mm longer (except for the LAK colour group)	£ 66.00
Additional hinge	£ 9.00
Additional hinge for SIMPLE non-rebated system (required for doors that are 110 mm to 450 mm longer)	£ 42.50
Change of lock position (recommended for doors with a non-standard height)	£ 33.00

VENTILATION

EXTRA CHARGE

Ventilation undercut	£ 14.00
----------------------	---------

OTHER

EXTRA CHARGE

Timber frame	£ 23.50
Door leaf, CONTRAST system	£ 26.00
Non-rebated door, SIMPLE system	£ 94.50
Door leaf, reversed swing system	£ 118.00
Rebate 20 mm	£ 28.00
Drop down seal	£ 46.50

AVAILABLE COLOURS

PVC GROUP




White Grain

Supermatt Grey

Natural Grandson Oak

CPL GROUP



Uni White

Luminous Grey


Uni Grey

Uni Anthracite

Walnut

Uni Black

CLPL GROUP



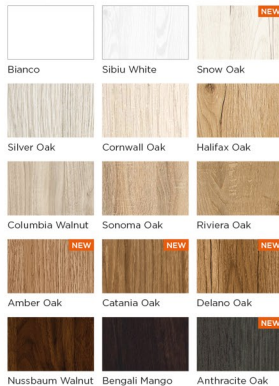
Bleached Larch

Honey Oak

Spanish Oak

Old Oak

FF GROUP



Bianco

Sibiu White

Snow Oak

Silver Oak

Cornwall Oak

Halifax Oak

Columbia Walnut

Sonoma Oak

Riviera Oak

Amber Oak

Catania Oak


Delano Oak

Nussbaum Walnut

Bengali Mango

Anthracite Oak

LAK GROUP



White

Bleached Oak

Silver Oak

Scandinavian Elm

ANGLED DOORS /

PRESTIGE PL-01 Angled, FF Halifax Oak



Angled doors are manufactured in a selection of models and colours to fit in the dimensions of the wall opening. It is possible to produce non-standard glazing customised to non-standard angled door sizes. Due to the high complexity of both the product and the production process, each order is assessed for feasibility on an individual basis. Custom pricing, depending on the dimensions of the mounting hole.

AVAILABLE COLOURS

- As per the range of your selected door and door frame model

AVAILABLE WIDTHS

- 60, 70, 80, 90, other sizes available at an extra charge

CONSTRUCTION AND COMPONENTS

- As per the range of your selected door and door frame model

DOOR FRAME VARIANTS

- Fixed: timber and MDF

EXTRA CHARGE FOR ANGLED DOORS

Product type	Price in GBP inc. VAT	
	Door leaf	Fixed timber or MDF door frame
PRESTIGE	Price of selected model + surcharge: + £ 449.00	Price of selected model + surcharge: + £ 236.50
BASIC	Price of selected model + surcharge: + £ 189.00	Price of selected model + surcharge: + £ 189.00

OPTIONS WITH AN EXTRA CHARGE

BASIC INSET (CPL, CLPL, LAK)

INSET DOORS WITH AN ACCESS SHUTTER WINDOW

INSET doors with an access shutter window are produced as rebated doors. Filled with a solid core board, the door features an access window and ledge available in all sizes, covered with a PVC rolling shutter locked with pull latches. The maximum height of the access window is 550 mm. The maximum access window width is the total width of the door leaf less 360 mm.

CONSTRUCTION

- MDF frame (timber frame available at an extra charge)
- Solid core board
- Surface made of 3 mm thick HDF

DOOR FRAME VARIANTS

- Fixed: timber and MDF
- Adjustable: DIN, DUALE

COMPONENTS

- Mortise, euro profile cylinder lock
- Screw hinges, 3 pcs.
- PVC rolling shutter with pull latches
- Ledge

AVAILABLE WIDTHS

- 60, 70, 80, 90, other sizes available at an extra charge

AVAILABLE COLOURS

- According to the STANDARD 01 model range (p. 102)

AVAILABLE COLOURS - SHUTTERS

- White, Beige, Silver, Graphite, Walnut, Black

AVAILABLE COLOURS - CASING, GUIDES AND CABLES

- White, Brown

PRICE LIST

Colour group	Price In GBP inc. VAT	
	INSET single door leaf 60-90	Door frame
PVC	£ 738.00	Price according to selected model without surcharge
CPL	£ 662.00	
CLPL	£ 656.00	
FF	£ 618.00	
LAK	£ 599.50	

OPTIONS WITH AN EXTRA CHARGE

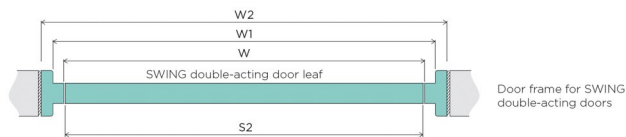
TIMBER STILE	EXTRA CHARGE
Timber frame	£ 18.50



BASIC SWING, CPL Uni Black Porthole.
Horizontal stainless steel sheet metal reinforcement, 2 sets

SWING DOUBLE-ACTING DOORS

SWING double-acting doors are manufactured as non-rebated, flush or with a porthole glazing, in any size from 60 to 200 as both single and double doors.



For SWING double-acting door dimensions, go to the table on p. 213.

AVAILABLE WIDTHS

- 60-200, other sizes available at an extra charge

CONSTRUCTION

- Timber frame
- Solid core board
- Surface made of 3 mm thick HDF

COMPONENTS

- 3 double-acting hinges in single doors
- 4 double-acting hinges in double doors 60-90
- 6 double-acting hinges in double doors 100-200

SWING - DOUBLE-ACTING DOORS

ADDITIONAL ACCESSORIES

- Porthole, glazed with transparent or Lacomat® glass; possible options include safety transparent glass, Lacomat® glass and one-way glass pane - individual pricing applies
- Double-sided reinforcement with horizontal stainless steel panel up to 170 mm high; different panel dimensions possible, both in horizontal and vertical arrangements - individual pricing applies

DOOR FRAME VARIANTS

- Fixed: timber, MDF

PRICE LIST

Colour group	Price in GBP Inc. VAT			Door frame
	Single doors 60-90	Double doors 60-90	Double doors 100-200	
PVC	£ 659.50	£ 989.50	£ 1319.50	Price of selected door frame + surcharge: £ 61.50
CPL	£ 565.00	£ 847.50	£ 1130.50	
CLPL	£ 558.00	£ 837.00	£ 1116.00	
FF	£ 513.00	£ 769.50	£ 1026.50	
LAK	£ 489.50	£ 734.00	£ 979.00	

OPTIONS WITH AN EXTRA CHARGE

	EXTRA CHARGE
Additional hinge	£ 70.50
Hinges in nickel colour - fitted as standard	No extra charge
Hinges in black or gold	£ 141.50

PORTHOLE IN NICKEL WITH LACOMAT® OR TRANSPARENT GLASS	EXTRA CHARGE
Outside Ø 240 mm, inside Ø 135 mm (minimum door leaf width 340 mm)	£ 141.50
Outside Ø 320 mm, inside Ø 215 mm (minimum door leaf width 420 mm)	£ 241.00
Outside Ø 400 mm, inside Ø 280 mm (minimum door leaf width 500 mm)	£ 331.00
Glazing with safety glass or one-way glass pane	Bespoke pricing

PORTHOLE IN BLACK OR GOLD WITH LACOMAT® OR CLEAR GLASS	EXTRA CHARGE
Outside Ø 240 mm, inside Ø 135 mm (minimum door leaf width 340 mm)	£ 175.00
Outside Ø 320 mm, inside Ø 215 mm (minimum door leaf width 420 mm)	£ 241.00
Outside Ø 400 mm, inside Ø 280 mm (minimum door leaf width 500 mm)	£ 331.00
Glazing with safety glass or one-way glass pane	Bespoke pricing

DOUBLE-SIDED REINFORCEMENT WITH STAINLESS STEEL PANEL (SET)	EXTRA CHARGE
Horizontal reinforcement with a height up to 170 mm	£ 212.50
Horizontal reinforcement with a height over 170 mm	Bespoke pricing
Vertical reinforcement	Bespoke pricing

DOOR PULLS	EXTRA CHARGE
U01OK Round	£ 18.50
U03KW Square	£ 18.50
U02OW Oval	£ 37.50
U04PR Rectangular	£ 37.50

DOOR PULLS



U01OK Round



U03KW Square



U02OW Oval

U04PR Rectangular

HALF-CIRCLE PULLS	EXTRA CHARGE
P05OK Round	£ 42.50
P06KW Square	£ 42.50

HALF-CIRCLE PULLS



P05OK Round



P06KW Square

Colours (left to right)

- Matt Chrome
- Glossy Chrome
- Black
- Patina
- Shiny Gold
- Matt Gold

PORTHOLE



Nickel

Black

Gold



HINGE FOR SWING DOUBLE-ACTING DOOR

AVAILABLE COLOURS

PVC GROUP




White Grain

Supermatt Grey

Natural Grandson Oak

CPL GROUP



Uni White

Luminous Grey

Uni Grey

Uni Anthracite

Walnut

Uni Black

CLPL GROUP



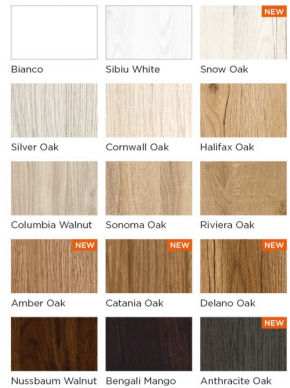
Bleached Larch

Honey Oak

Spanish Oak

Old Oak

FF GROUP



Bianco

Sibiu White

Snow Oak

Silver Oak

Cornwall Oak

Halifax Oak

Columbia Walnut

Sonoma Oak

Riviera Oak

Amber Oak

Catania Oak

Delano Oak

Nussbaum Walnut

Bengali Mango

Anthracite Oak

LAK GROUP



White

Bleached Oak

Silver Oak

Scandinavian Elm

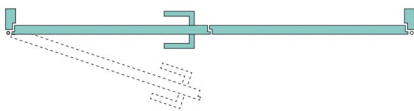
PRESTIGE PL-02, CPL Uni White

DOUBLE DOORS /

LEFT-HAND DOUBLE DOORS

Active door leaf

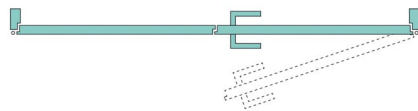
Inactive door leaf



RIGHT-HAND DOUBLE DOORS

Inactive door leaf

Active door leaf



For the dimensions of double doors with their frame types go to p. 211.

DOUBLE DOORS

The double doors are manufactured with a rebate in all of the offered models and colours, in various width configurations (symmetrical and asymmetrical), in any size, according to the selected door model range. The double doors can be produced in the SIMPLE system, where both the active and passive door leaves close in the rebate.

AVAILABLE WIDTHS

- 100, 110, 120, 130, 140, 150, 160, 170, 180, 190, 200,
- Other sizes available at an extra charge

AVAILABLE COLOURS

- As per the range of your selected door and door frame model

COMPONENTS

Active door leaf:

- A mortise key lock (options include a turn and release lock, a lock with a euro profile cylinder or without the bottom hole)
- Screw hinges, 2 pcs. (3 pcs. in the 90 door leaf, BRILLIANT, ELEGANTE and PRESTIGE)

Inactive door leaf:

- Striker
- Shoot bolts
- Screw hinges, 2 pcs. (3 pcs. in the 90 door leaf, BRILLIANT, ELEGANTE and PRESTIGE)
- Note: the asymmetric double doors must be provided with the same number of hinges on both doors, with an extra charge per additional hinge, according to the current surcharge price list.

Door frame:

- Screw hinges, 4 pcs. (6 pcs. in the 90 door frame, BRILLIANT, ELEGANTE and PRESTIGE)
- Seal
- Installation kit

CONSTRUCTION

- Rail and stile or timber frame door leaves
- Core and surface: as per the range of the selected door model

DOOR FRAME VARIANTS

- Fixed: timber and MDF
- Adjustable: DIN, DUALE, ZOS (not for the BRILLIANT collection)



Shoot bolt



Strike in the inactive door leaf

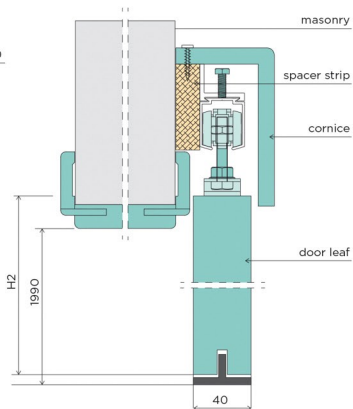
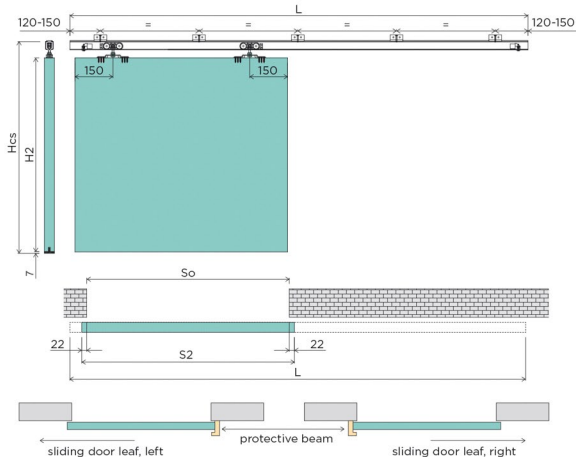
PRICE LIST

Colour group	Price in GBP inc. VAT			
	Active door leaf	Inactive door leaf		
		BRILLIANT, ELEGANTE & PRESTIGE	BASIC	
PP				
CPL	Price according to selected model without surcharge	Price of a selected model + extra charge as per door leaf width, see table below	Price of selected model + surcharge: 90.00 (110.70)	
CLPL				50.00 (61.50) on top of the active door leaf
FF				50.00 (61.50) on top of the inactive door leaf
LAK				

OPTIONS WITH AN EXTRA CHARGE

BRILLIANT and PRESTIGE	EXTRA CHARGE
Inactive door leaf for a double leaf, width S2 in mm: 420-609	£ 203.00
Inactive door leaf for a double leaf, width S2 in mm: 610, 710, 810, 910	£ 42.50
Inactive door leaf for a double leaf, width S2 in mm: 1010	£ 75.50
BASIC STANDARD 01	EXTRA CHARGE
Inactive door leaf for double leaf doors, width S2 under 610 mm (Standard 01 only; additional charge for a timber frame applies)	£ 87.50

WALL-MOUNTED SYSTEM SLIDING DOORS



When installing a sliding door leaf with a tunnel frame (drawing shows the DIN TUNEL frame), the door frame must be cut down to size from the bottom.

TABLE OF DIMENSIONS

Size	S2 [mm]	S0 [mm]	H2 [mm]	Hcs [mm]	L [mm]
60	644	600	2030	2098-2103	1300
70	744	700			1500
80	844	800			1800
90	944	900			2000

- S2** Overall door leaf width
- S0** Construction opening width
- H2** Overall door leaf height
- Hcs** Whole system size without brackets (adjustment on carriages)
- L** Travel track length

WALL-MOUNTED SYSTEM SLIDING DOORS

The sliding doors are manufactured as non-rebated doors in all of the offered models and colours, in any size, according to the selected door model range. The standard sliding door leaf is fitted with the U01OK round matt chrome pull, and cut at the bottom to accommodate a stop mounted for the vertical stabilisation of the door.

A SINGLE SLIDING DOORSET IN A WALL-MOUNTED SYSTEM CONSISTS OF:

- A sliding non-rebated door leaf with the U01OK round matt chrome pull
- Set of sliding system components:
 - sliding track with stabilising profile
 - Spacer strip
 - Pelmet cover for the track
- OPTIONAL: door stop
- OPTIONAL: hook bolt lock
- OPTIONAL: "tunnel" version frame

SINGLE DOOR SYSTEM PRICE LIST

Colour group	Width 60, 70, 80, 90		Width 100 & 110	
	Door leaf	Set of sliding system components [sliding track with stabilising profile + spacer strip + pelmet cover]	Door leaf	Set of sliding system components [sliding track with stabilising profile + spacer strip + pelmet cover]
CPL		£ 255.00 £ 141.50 + £ 37.50 + £ 75.00		£ 350.00 £ 198.50 + £ 47.00 + £ 104.00
CLPL	Price of door leaf + surcharge: £ 23.50	£ 246.00 300.00 (369.00) +70.00 (86.10) +150.00 (184.50)	Price of door leaf + surcharge: £ 47.00	£ 340.50 £ 198.50 + £ 42.50 + £ 99.00
FF and LAK		£ 222.00 £ 141.50 + £ 23.50 + £ 56.50		£ 316.50 £ 198.50 + £ 33.00 + £ 95.00

The wall-mounted double door system consists of a doubled quantity of the single door system components. Additionally, we recommend that you link the two sliding tracks with a connector (price: 20.00 (24.60)). Double sliding doors are not fitted with the door stop or the hook bolt lock.

OPTIONS WITH AN EXTRA CHARGE

The products are available as per Polish standards.

DOOR STOP	CPL	CLPL	EXTRA CHARGE
Door stop	£ 75.50	£ 66.00	FF and LAK £ 56.50
OTHER			EXTRA CHARGE
Door stop higher than standard			£ 56.50
A set of sliding system components made to custom size			50%
A hook key lock or a euro profile cylinder lock with a round or square escutcheon			£ 70.50
A turn and release hook bolt lock with a round or square escutcheon			£ 80.00

The hook bolt lock with a euro profile cylinder is available in matt chrome. When choosing a hook bolt lock, we recommend that you choose a similarly shaped door pull: round or square. We install the U01OK round in matt chrome as standard. The U01OK round door pull can be replaced with the U03KW square pull in matt chrome free of charge. Other handles are fitted at an extra charge. Other options at an extra charge, according to the selected door leaf range.

DOOR PULLS



U01OK Round



U03KW Square



U02OW Oval

U04PR Rectangular

HALF-CIRCLE PULLS



P05OK Round



P06KW Square

Colours (left to right)

- Matt Chrome
- Glossy Chrome
- Black
- Patina
- Shiny Gold
- Matt Gold

AVAILABLE WIDTHS

- 60, 70, 80, 90, other sizes available at an extra charge

AVAILABLE COLOURS

- As per the range of your selected door and door frame model; excludes the PVC and PP group colours

CONSTRUCTION

- As per the range of your selected door model

DOOR FRAME VARIANTS

- Fixed: timber & MDF in the "Tunnel" version
- Adjustable: DIN, DUALE, ZOS in the "Tunnel" version

COMPONENTS

- As per the range of your selected door model

SLIDING SYSTEM COMPONENTS



Stabilising profile



Pelmet cover



Steel bracket



Spacer strip



A hook bolt lock with a round or square escutcheon



Door stop

DOOR PULLS	EXTRA CHARGE
U01OK Round	£ 17.50
U03KW Square	£ 17.50
U02OW Oval	£ 37.50
U04PR Rectangular	£ 37.50

HALF-CIRCLE PULLS	EXTRA CHARGE
P05OK Round	£ 42.50
P06KW Square	£ 42.50

BASIC STANDARD 01 MAGIC, PVC Natural Grandson Oak

MAGIC WALL-MOUNTED SYSTEM SLIDING DOORS

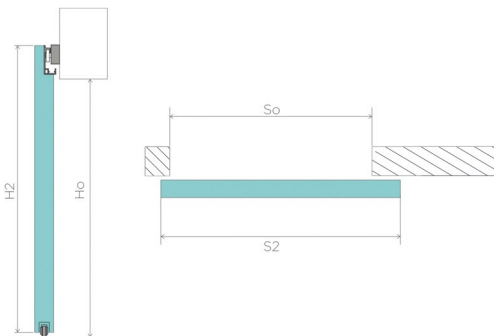


TABLE OF DIMENSIONS

Size	S2 [mm]	So [mm]	H2 [mm]	Ho [mm]
80	844	626	2030	1970
90	944	726		
100	1044	826		
110	1144	926		

- S2** Overall door leaf width
- So** Construction opening width
- H2** Overall door leaf height
- Ho** Construction opening height

MAGIC WALL-MOUNTED SYSTEM SLIDING DOORS

A brand new version of the sliding door – very minimalist and modern. The sliding door is manufactured as a non-rebated door in any colour and model required from the BASIC door series, in any size, according to the selected door model range. The standard sliding door leaf is fitted with the U01OK round matt chrome pull, and cut at the bottom to accommodate a stop mounted for the vertical stabilisation of the door.

The uniqueness of this product lies in the completely invisible mechanism. This solution requires the use of a much wider door than the size of the opening in the wall, so the minimum width of the MAGIC door is “80”.

A SINGLE SLIDING DOORSET IN THE MAGIC SYSTEM CONSISTS OF:

- Any door leaf with the U01OK round matt chrome pull
- Travel track

AVAILABLE WIDTHS

- 80, 90, other sizes available at an extra charge as per the range of the selected BASIC door model
- minimum width of the door leaf: 844 mm
- maximum width of the door leaf: 1144 mm

AVAILABLE COLOURS, CONSTRUCTION AND COMPONENTS

- As per the range of your selected door model

PRICE LIST

Colour group	Width 80, 90		Width 100 & 110	
	Door leaf	MAGIC travel track	Door leaf	MAGIC travel track
PP and PVC				
CPL	Price of door leaf + surcharge:	£ 662.00	Price of door leaf + surcharge:	£ 685.50
CLPL	£ 47.00		£ 80.00	
FF and LAK				

We install the U01OK round in matt chrome as standard. The U01OK round door pull can be replaced with the U03KW square pull in matt chrome free of charge. Other door pulls are fitted at an extra charge.

DOOR PULLS	EXTRA CHARGE
U01OK Round	£ 18.50
U03KW Square	£ 18.50
U02OW Oval	£ 37.50
U04PR Rectangular	£ 37.50

HALF-CIRCLE PULLS	EXTRA CHARGE
P05OK Round	£ 42.50
P06KW Square	£ 42.50

DOOR PULLS



U01OK Round



U03KW Square



U02OW Oval



U04PR Rectangular

HALF-CIRCLE PULLS



P05OK Round



P06KW Square

Colours (left to right)

- Matt Chrome
- Glossy Chrome
- Black
- Patina
- Shiny Gold
- Matt Gold

BASIC STANDARD 01 LOFT, FF Riviera Oak

LOFT WALL-MOUNTED SYSTEM SLIDING DOORS

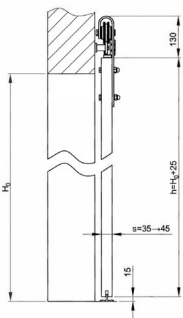


TABLE OF DIMENSIONS

Size	S2 [mm]	So [mm]	H2 [mm]
60	644	600	2030
70	744	700	
80	844	800	
90	944	900	

- S2 Overall door leaf width
- So Construction opening width
- H2 Overall door leaf height

LOFT WALL-MOUNTED SYSTEM SLIDING DOORS

A new version of the LOFT sliding door, it adds a unique industrial character to your interior by putting parts of the system machinery on display.

SYSTEM FEATURES

- Smooth and quiet travel thanks to roller bearings
- Easy assembly of the door which can be set in all positions
- The varnish coating on the runner and all parts of the system is highly resistant to mechanical wear and dust accumulation.

A SINGLE SLIDING DOORSET IN THE LOFT SYSTEM CONSISTS OF:

- any door leaf with the round U01OK handle in matt chrome and a stabilising profile
- Travel track

AVAILABLE WIDTHS

- 60, 70, 80, 90, other sizes available at an extra charge
- minimum width of the door leaf: 644 mm
- maximum width of the door leaf: BASIC 1144 mm, BRILLIANT, ELEGANTE and PRESTIGE 1044 mm.

AVAILABLE COLOURS, CONSTRUCTION AND COMPONENTS

- As per the range of your selected door model
- BASIC door leaves in the LOFT system must come with the solid core board subject to the surcharge price list.

PRICE LIST

Colour group	Width 80, 90		Width 100, 110	
	Door leaf	LOFT travel track	Door leaf	LOFT travel track
PP and PVC				
CPL	Price of door leaf + surcharge:	£ 236.50	Price of door leaf + surcharge:	£ 260.00
CLPL	£ 23.50		£ 47.00	
FF and LAK				

We install the U01OK round in matt chrome as standard. The U01OK round door pull can be replaced with the U03KW square pull in matt chrome free of charge. Other door pulls are fitted at an extra charge.

OPTIONS WITH AN EXTRA CHARGE

The products are available as per Polish standards.

OTHER	EXTRA CHARGE
Door closer	£ 80.00
Double door track connector	£ 7.00
Stabilising profile for door leaf	£ 18.50

DOOR PULLS	EXTRA CHARGE
U01OK Round	£ 18.50
U03KW Square	£ 18.50
U02OW Oval	£ 37.50
U04PR Rectangular	£ 37.50
Surface-mounted black (1 pc.)	£ 18.50

HALF-CIRCLE PULLS	EXTRA CHARGE
P05OK Round	£ 42.50
P06KW Square	£ 42.50

DOOR PULLS



U01OK Round



U03KW Square



U02OW Oval

U04PR Rectangular

HALF-CIRCLE PULLS



P05OK Round



P06KW Square

LOFT SLIDING SYSTEM COMPONENTS



Runner



Door closer



Connector



Surface-mounted door pull, black 32x228 (pcs.)

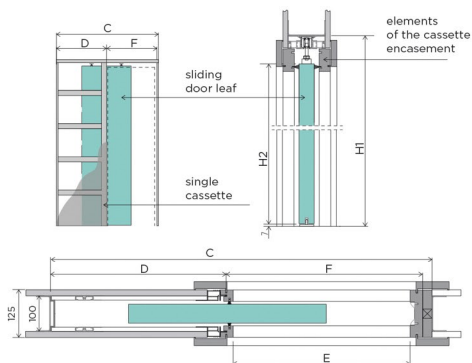
Colours (left to right)

- Matt Chrome
- Glossy Chrome
- Black
- Patina
- Shiny Gold
- Matt Gold

BASIC STANDARD 01, CPL Uni White

POCKET SLIDING DOOR SYSTEM

SINGLE DOOR POCKET



DOUBLE DOOR POCKET

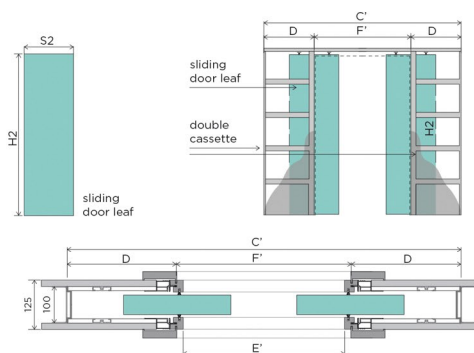


TABLE OF DIMENSIONS

Door	S2 [mm]	H2 [mm]	C [mm]	C' [mm]	D [mm]	E [mm]	E' [mm]	F [mm]	F' [mm]	H1 [mm]
60	644	2030	1308	2516	653	599	1172	635	1210	2115
70	744		1508	2916	753	699	1372	735	1410	
80	844		1708	3316	853	799	1572	835	1610	
90	944	1908	3716	953	899	1772	935	1810		

- S2 Door leaf width
- H2 Door leaf height
- C, C' Overall pocket width
- D Single pocket width
- E, E' Frame clear opening width
- F, F' Clear opening width excl. frame
- H1 Overall pocket height

POCKET SLIDING DOOR SYSTEM

The sliding doors are manufactured as non-rebated doors in all of the offered models and colours, in any size, according to the selected door model range. The standard sliding door leaf is fitted with the U01OK round matt chrome pull, and cut at the bottom to accommodate a stop mounted for the vertical stabilisation of the door. The pocket sliding system is suitable for 125 mm thick walls.

THE BASIC SINGLE DOOR SET INCLUDES:

- A non-rebated door leaf of choice for the sliding system with the U01OK round matt chrome pull
- Set of sliding system components:
 - Pocket with stabilising profile
 - Brush seal, white, grey or brown, 3 pcs.
 - Pocket encasement

SINGLE DOOR SYSTEM PRICE LIST

Colour group	Width 60, 70, 80, 90		Width 100 & 110	
	Door leaf	Set of sliding system components [pocket with stabilising profile + brush seals 3 pcs. + pocket encasement]	Door leaf	Set of sliding system components [pocket with stabilising profile + brush seals 3 pcs. + pocket encasement]
CPL		£ 808.50 £ 567.50 + £ 52.00 + £ 189.00		£ 894.00 £ 615.00 + £ 52.00 + £ 227.00
CLPL	Price of door leaf + surcharge: £ 23.50	£ 804.00 £ 567.50 + £ 52.00 + £ 184.50	Price of door leaf + surcharge: £ 47.00	£ 889.00 £ 615.00 + £ 52.00 + £ 222.00
FF and LAK		£ 785.00 £ 567.50 + £ 52.00 + £ 165.50		£ 870.00 £ 615.00 + £ 52.00 + £ 203.00

We install the U01OK round in matt chrome as standard. The U01OK round door pull can be replaced with the U03KW square pull in matt chrome free of charge. Other door pulls are fitted at an extra charge.

The pocket sliding system in the double door version consists of a doubled quantity of the single door system components. Double sliding doors are not fitted with the hook bolt lock.

OPTIONS WITH AN EXTRA CHARGE

OTHER	EXTRA CHARGE
A set of sliding system components made to custom size	50%
A hook key lock or a euro profile cylinder lock with a round or square escutcheon	£ 70.50
A turn and release hook bolt lock with a round or square escutcheon	£ 80.00
Custom aluminium pockets:	
Non-standard pocket width	+30%
Non-standard pocket height	+30%

The hook bolt lock with a euro profile cylinder is available in matt chrome. When choosing a hook bolt lock, we recommend that you choose a similarly shaped door pull: round or square. We install the U01OK round in matt chrome as standard. The U01OK round door pull can be replaced with the U03KW square pull in matt chrome free of charge. Other handles are fitted at an extra charge. Other options at an extra charge, according to the selected door leaf range.

DOOR PULLS



U01OK Round



U03KW Square



U02OW Oval



U04PR Rectangular

HALF-CIRCLE PULLS



P05OK Round



P06KW Square

Colours (left to right)

- Matt Chrome
- Glossy Chrome
- Black
- Patina
- Shiny Gold
- Matt Gold

AVAILABLE WIDTHS

- 60, 70, 80, 90, other sizes available at an extra charge

AVAILABLE COLOURS

- As per the range of your selected door model; excluding the PVC and PP group colours

CONSTRUCTION

- As per the range of your selected door model

DOOR FRAME VARIANTS

- Fixed: pocket encasement
- Adjustable: adjustable pocket encasement (individual pricing depending on the thickness of the wall adjacent to the pocket)

COMPONENTS

- As per the range of your selected door model

SLIDING SYSTEM COMPONENTS



Pocket encasement part



Brush seals



Stabilising profile



A hook bolt lock with a round or square escutcheon

DOOR PULLS

DOOR PULLS	EXTRA CHARGE
U01OK Round	£ 18.50
U03KW Square	£ 18.50
U02OW Oval	£ 37.50
U04PR Rectangular	£ 37.50

HALF-CIRCLE PULLS

HALF-CIRCLE PULLS	EXTRA CHARGE
P05OK Round	£ 42.50
P06KW Square	£ 42.50

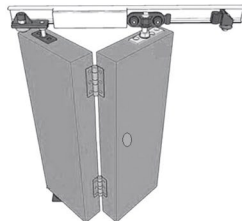
BASIC FOLD: CLPL Honey Oak

"FOLD" BIFOLD DOORS

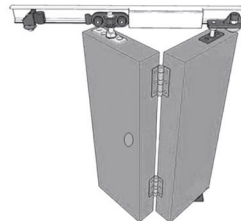
The "FOLD" bifold doors are manufactured as non-rebated, flush single doors (60 to 90) and double doors (100 to 200). Both halves are coupled with 2 hinges. The door is linked with the floor with a floor mounted stabiliser. The mechanism is mounted in the top section of the timber frame. The system is recommended for rooms with limited space for standard swing or sliding doors to be fitted.

The load capacity of the single system is max 2 x 25 kg.

The clearances between the floor and the bottom edge of the door, and between the top edge of the door and the door frame are up to 15 mm.



"FOLD" left-handed
bifold doors



"FOLD" right-handed
bifold doors

FOLD – BIFOLD DOORS

THE “FOLD” BIFOLD DOOR SET INCLUDES:

- 2 flush door leaves
- 2 mortise hinges
- mechanism
- Timber frame

AVAILABLE WIDTHS

- 60-200, other sizes available at an extra charge

CONSTRUCTION

- MDF frame (timber frame available at an extra charge)
- Core: stabilising layer known as “honeycomb”
- Surface made of 3 mm thick HDF

DOOR FRAME VARIANTS

- Fixed: timber

PRICE LIST

Colour group	Price in GBP inc. VAT					
	Single doors, widths 60-90			Double doors, widths 100-200		
	“FOLD” door leaf	Fixed timber door frame:	Mechanism for bifold doors	“FOLD” door leaf	Fixed timber door frame:	Mechanism for bifold doors
PVC	£ 444.50	£ 250.50		£ 889.00	£ 299.00	
CPL	£ 352.00	£ 245.50		£ 704.50	£ 292.50	
CLPL	£ 345.00	£ 242.00	£ 89.50	£ 690.50	£ 288.50	£ 179.50
FF	£ 298.00	£ 232.50		£ 596.00	£ 276.50	
LAK	£ 274.00	£ 232.50		£ 548.50	£ 276.50	

OPTIONS WITH AN EXTRA CHARGE

HALF-CIRCLE PULLS	EXTRA CHARGE
P05OK Round	£ 42.50
P06KW Square	£ 42.50

HALF-CIRCLE PULLS



P05OK Round



P06KW Square

Colours (left to right)

- Matt Chrome
- Glossy Chrome
- Black
- Patina
- Shiny Gold
- Matt Gold

HINGES

	EXTRA CHARGE
Mortise hinges in satin nickel	Without surcharge, fitted as standard
Mortise hinges in black or gold	£ 23.50



Mortise hinge



TIP

The “FOLD” bifold doors are available with a timber frame.


The set can be produced in a longer version up to the dimension of H3 = 2074 mm.

AVAILABLE COLOURS

PVC GROUP




CPL GROUP




CLPL GROUP



FF GROUP



LAK GROUP



DIN adjustable frame, DIN PLUS RETRO architrave, CLPL Uni White



ADJUSTABLE FRAME DIN



SIMPLE
non-rebated
frame



DIN with edging
80 mm




DIN, combined
version




DIN with edging
100 mm



DIN, tunnel
version

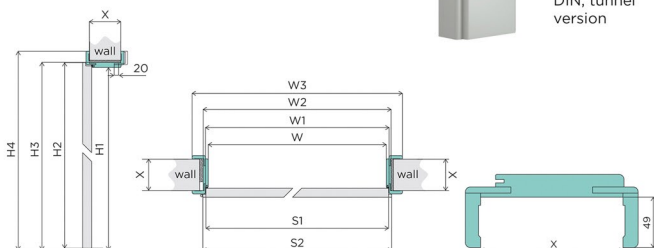


DIN with edging
60 mm, combined at
90°



DIN with edging
80 mm, combined at
90°

DETAILS



SIZE TABLE

Width	W [mm]	W1 [mm]	W2 [mm]	W3 [mm]	S1 [mm]	S2 [mm]	H1 [mm]	H2 [mm]	H3 [mm]	H4 [mm]	Recommended installation opening size, mm
60	603	624	647	745	618	644	2017	2030	2039	2088	675 x 2055
70	703	724	747	845	718	744					775 x 2055
80	803	824	847	945	818	844					875 x 2055
90	903	924	947	1045	918	944					975 x 2055

Each next width class increases the dimensions W, W1, W2, W3, S1 and S2 by 100 mm and is priced the same as a double door frame.

Adjustment range	X [mm]
60-75	60
80-100	80
100-120	100
120-140	120
X - (X+20)	X

W – frame clear width
 W1 – frame width within rebates
 W2 – overall frame width
 W3 – frame width with edging
 S1 – door leaf width within rebates
 S2 – overall door leaf width
 H1 – frame clear height
 H2 – maximum overall door leaf height
 H3 – overall frame height
 H4 – frame height with edging

ADJUSTABLE FRAME DIN

The adjustable DIN frames are made from MDF and suit any wall thickness from 60 mm up (and from 100 mm up for SIMPLE frames). There is a 20 mm adjustment clearance provided by a moveable angle. Frames are available for any clear width. A complete frame comprises a two-piece base rail and a header rail with angles on both sides. The frames are available with a rebate or as „tunnel“ frames (no extra charge). Within the adjustment range between 280 to 300, the ZOS frames are available in the combined version with a minimum of two parts. For the „tunnel“ frame version, the combination is available within the adjustment range 260-280 mm.

AVAILABLE WIDTH OPTIONS

- 60, 70, 80, 90, other sizes available at extra cost

FIXTURES

- Mortice-style pintle hinges, 2 pcs. (3 pcs. for a 90 door frame)
- Striker
- Weatherstrip
- Installation hardware

PRICING


Adjustment range mm min-max	Price			
	Colour group			
	PP	CPL	CLPL	FF LAK
60-75	£ 272,00	£ 259,00	£ 254,50	£ 224,00
80-100	£ 197,50	£ 188,50	£ 184,50	£ 136,00
100-120				
120-140	£ 219,50	£ 215,00	£ 210,50	£ 171,00
160-180				
180-200	£ 243,50	£ 237,00	£ 232,50	£ 202,00
200-220	£ 272,00	£ 259,00	£ 254,50	£ 224,00
220-240				
240-260	£ 294,00	£ 285,50	£ 284,50	£ 241,50
260-280				
280-300	£ 320,50	£ 307,50	£ 303,00	£ 254,50
300-320				
320-340	£ 342,50	£ 333,50	£ 329,00	£ 281,00
340-360				
360-380	£ 369,00	£ 355,50	£ 351,00	£ 307,50
380-400				
400-420	£ 395,00	£ 373,00	£ 369,00	£ 342,50
420-440				
440-460	£ 430,50	£ 408,50	£ 404,00	£ 377,50
460-480				
480-500	£ 465,50	£ 443,50	£ 439,00	£ 412,50
500-520				
520-540	£ 500,50	£ 478,50	£ 474,00	£ 448,00
540-560				
560-580	£ 535,50	£ 513,50	£ 509,50	£ 483,00
580-600				
Over 580 mm	Ask for a quote	Ask for a quote	Ask for a quote	Ask for a quote
Moveable angle	£ 39,50	£ 30,50	£ 29,50	£ 26,00
Moveable angle with +20 mm adjustable tongue	£ 52,50	£ 39,50	£ 38,50	£ 35,00

OPTIONAL


	ADDITIONAL COST
NON-STANDARD WIDTH	
100 or 110 wide	25%
Frame for double door sizes 100-200	25%
Non-standard width	£ 35,00
Non-standard moveable angle width	£ 13,50
NON-STANDARD HEIGHT	ADDITIONAL COST
Lower height	£ 21,50
< 10 mm taller	£ 27,00
11 mm to 470 mm taller	£ 230,00 (282,90)
Extra hinge	£ 9,00
Extra hinge in the SIMPLE non-rebated system	£ 39,50
Repositioned striker (recommended for non-standard door frame height)	£ 30,50
Non-standard moveable angle height	£ 13,50
OTHER	ADDITIONAL COST
Additional top fixture	£ 21,50
SIMPLE non-rebated frame (for the 100-120 or wider adjustment range)	£ 86,50
Frame for reversible door with 60 mm edging fitted at a 45° angle	£ 109,50
Frame with corner edging, 80 mm height	no charge
Frame with corner edging, 100 mm height	£ 30,50
Frame with components fitted at 90° angle, (not within the scope of regulations 60-75), not applicable for frames with 100 mm corner edging or frames with regulating brush + 20 mm)	£ 26,50
Raw wood threshold with seal	£ 39,50
Stainless steel threshold with seal	£ 30,50
Preparation for electric striker installation	£ 39,50
Preparation for concealed door closer installation	£ 39,50

COLOURS:

PP GROUP




CPL GROUP




CLPL GROUP



FF GROUP



LAK GROUP



TIMBER FIXED DOOR FRAME



Fixed timber "Tunnel" door frame

DETAILS

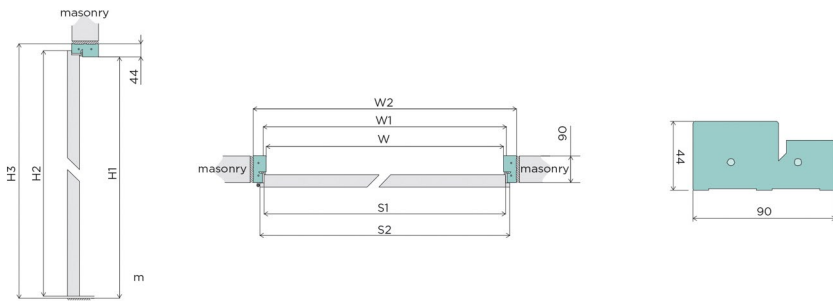


TABLE OF DIMENSIONS

Width	W [mm]	W1 [mm]	W2 [mm]	S1 [mm]	S2 [mm]	H1 [mm]	H2 [mm]	H3 [mm]	Suggested installation opening dimension [mm]
60	601	624	689	618	644	2017	2030	2061	710 x 2075
70	701	724	789	718	744				810 x 2075
80	801	824	889	818	844				910 x 2075
90	901	924	989	918	944				1010 x 2075

Further widths increase dimensions W, W1, W2, S1 and S2 by 100 mm and are charged extra for the double leaf frame.

- W - Door frame clear width
- W1 - Door frame rebate width
- W2 - Door frame outer width
- S1 - Door leaf rebate width
- S2 - Overall door leaf width
- H1 - Door frame clear height
- H2 - Overall door leaf height
- H3 - Door frame outer height

TIMBER FIXED DOOR FRAME

The fixed timber door frame is made of softwood and with a fixed width of 90 mm (or 100 mm for the SIMPLE door frame). Available finished with a selected decorative layer. The complete frame consists of two side jambs and a head jamb. The frame can be manufactured either as a rebated or "tunnel" version (no extra charge).

AVAILABLE WIDTHS

- 60, 70, 80, 90, other sizes available at an extra charge

COMPONENTS

- Screw hinges, 2 pcs. (3 pcs. in frame 90)
- Striker
- Seal
- Installation kit

PRICE LIST


Colour group	Price in GBP inc. VAT	
	Price list for Single door frame 60-90	Price list for Double door frame 100-200
PP	£ 193.50	
CPL	£ 188.50	25% extra charge
CLPL	£ 185.00	
FF and LAK	£ 175.50	

OPTIONS WITH AN EXTRA CHARGE


NON-STANDARD WIDTH	EXTRA CHARGE
Widths 100 and 110	25% extra charge
Non-standard width	£ 28.00
NON-STANDARD HEIGHT	EXTRA CHARGE
Shorter	£ 23.50
Up to 10 mm longer	£ 28.00
Additional hinge	£ 9.00
Additional hinge in SIMPLE non-rebated system	£ 42.50
Change of door strike position (recommended for door frames with a non-standard height)	£ 33.00
OTHER	EXTRA CHARGE
3D adjustable hinges	£ 18.50
Standard top strike	£ 23.50
Adjustable top strike	£ 33.00
Adjustable lower strike	£ 33.00
Multipoint lock strike	£ 42.50
Door frame for SIMPLE non-rebated system (44 mm x 100 mm)	£ 94.50
Door frame for SWING door	£ 61.50
Door frame for FOLD door	£ 56.50
Timber threshold with seal, without a decorative layer	£ 42.50
Stainless steel sheet threshold with seal	£ 37.50
Customised for electric door strike mounting	£ 42.50
Customised for concealed door closer	£ 42.50

AVAILABLE COLOURS

PP GROUP




CPL GROUP



CLPL GROUP



FF GROUP



LAK GROUP



FIXED DOOR FRAME

MDF



MDF standard
"Tunnel" door frame

DETAILS

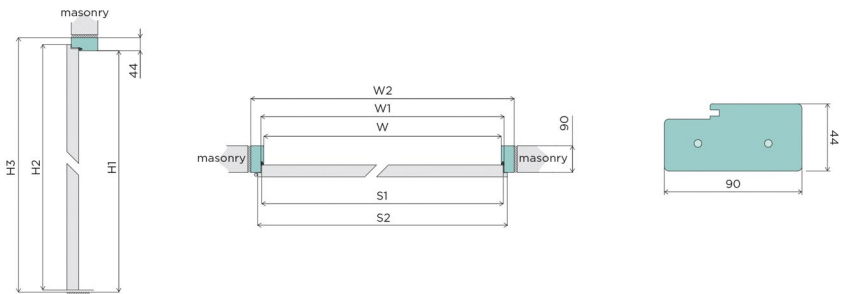


TABLE OF DIMENSIONS

Width	W [mm]	W1 [mm]	W2 [mm]	S1 [mm]	S2 [mm]	H1 [mm]	H2 [mm]	H3 [mm]	Suggested installation opening [mm]
60	603	624	691	618	644	2019	2030	2063	710 x 2075
70	703	724	791	718	744				810 x 2075
80	803	824	891	818	844				910 x 2075
90	903	924	991	918	944				1010 x 2075

Further widths increase dimensions W, W1, W2, S1 and S2 by 100 mm and are charged extra for the double leaf frame.

W - Door frame clear width
 W1 - Door frame rebate width
 W2 - Door frame outer width
 S1 - Door leaf rebate width
 S2 - Overall door leaf width
 H1 - Door frame clear height
 H2 - Overall door leaf height
 H3 - Door frame outer height

FIXED DOOR FRAME

MDF

The door frame is made of MDF with a fixed width of 90 mm (or 100 mm for the SIMPLE door frame). The complete frame consists of two side jambs and a head jamb. The frame can be manufactured either as a rebated or "tunnel" version (no extra charge).

AVAILABLE WIDTHS

- 60, 70, 80, 90, other sizes available at an extra charge

COMPONENTS

- Screw hinges, 2 pcs. (3 pcs. in frame 90)
- Striker
- Seal
- Installation kit

PRICE LIST


Colour group	Price in GBP inc. VAT	
	Price list for Single door frame 60-90	Price list for Double door frame 100-200
PP	£ 125.00	
CPL	£ 120.50	25% extra charge
CLPL	£ 118.00	
FF and LAK	£ 108.50	

OPTIONS WITH AN EXTRA CHARGE


	EXTRA CHARGE
NON-STANDARD WIDTH	
Widths 100 and 110	25% extra charge
Non-standard width	£ 28.00
NON-STANDARD HEIGHT	
Shorter	£ 23.50
Up to 10 mm longer	£ 28.00
11 mm to 470 mm longer	£ 66.00
Additional hinge	£ 9.00
Additional hinge in SIMPLE non-rebated system	£ 42.50
Change of door strike position (recommended for door frames with a non-standard height)	£ 33.00
OTHER	
3D adjustable hinges	£ 18.50
Standard top strike	£ 23.50
Adjustable top strike	£ 33.00
Adjustable lower strike	£ 33.00
Multipoint lock strike	£ 42.50
Door frame for SIMPLE non-rebated system (44 mm x 100 mm)	£ 94.50
Door frame for SWING door	£ 61.50
Timber threshold with seal, without a decorative layer	£ 42.50
Stainless steel sheet threshold with seal	£ 37.50
Customised for electric door strike mounting	£ 42.50
Customised for concealed door closer	£ 42.50

AVAILABLE COLOURS

PP GROUP



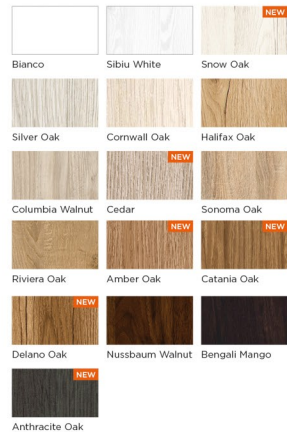
CPL GROUP



CLPL GROUP



FF GROUP



LAK GROUP




ACCESSORIES FOR FIXED FRAMES

60 MM STANDARD ARCHITRAVE




The standard architrave is manufactured from MDF with a fixed width of 60 mm. The complete architrave consists of three pieces: two vertical and one horizontal.



80 MM STANDARD ARCHITRAVE



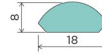
The standard architrave is manufactured from MDF with a fixed width of 80 mm. The complete architrave consists of three pieces: two vertical and one horizontal.



QUARTER ROUND



The quarter round is manufactured from MDF with a fixed width of 18 mm. The complete quarter round consists of three pieces: two vertical and one horizontal.



AVAILABLE WIDTHS

- 90, other sizes available at an extra charge of 100%

PRICE LIST


Price in GBP inc. VAT						
Colour group	60 mm standard architrave		80 mm standard architrave		Quarter round	
	For single doors 60-90	For double doors 100-200	For single doors 60-90	For double doors 100-200	For single doors 60-90	For double doors 100-200
PP	£ 29.50	£ 34.50	£ 34.50	£ 39.00	£ 21.00	£ 26.00
CPL	£ 27.00	£ 32.00	£ 32.00	£ 36.50	£ 17.50	£ 22.50
CLPL	£ 26.00	£ 30.50	£ 30.50	£ 35.00	£ 16.50	£ 21.00
FF and LAK	£ 21.00	£ 26.00	£ 26.00	£ 30.50	£ 11.50	£ 16.50

AVAILABLE COLOURS


PP GROUP



CLPL GROUP





FF GROUP



CPL GROUP



LAK GROUP

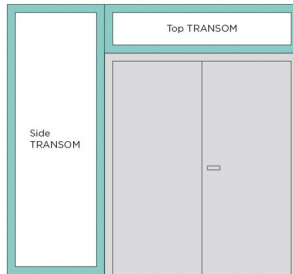


ACCESSORIES FOR FIXED FRAMES

TOP LIGHT AND SIDELIGHT



The top light and sidelight are made to measure and match the fixed frame.



PRICE LIST

Colour group	Price in GBP inc. VAT
	1 linear metre of fixed top light with glazing in the Chinchilla, Satin deco, Lacomat* or Satin lines
PP	£ 149.00
CPL	£ 144.00
CLPL	£ 141.00
FF and LAK	£ 139.50

The sidelight is only available with tempered glass or VSG 2.2.1. Extra charges apply for the selected glass on top of the price listed above.

OPTIONS WITH AN EXTRA CHARGE

Extra charge for tempered Satin glass (per 1 m ²)	£ 47.00
Extra charge for Satin VSG 2.2.1 glass (per 1 m ²)	£ 89.50

TYPES OF GLAZING



White bark effect Chinchilla Satin deco Satin lines Lacomat* Tempered satin or VSG 2.2.1 Satin Transparent toughened or transparent VSG 2.2.1

*While stocks last


Door Frames and Accessories

AVAILABLE COLOURS


PP GROUP



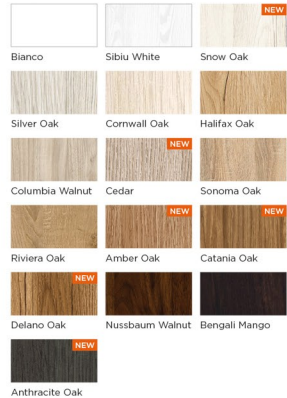
CPL GROUP



CLPL GROUP



FF GROUP



LAK GROUP



ADJUSTABLE DOOR FRAME

STEEL FRAME ZOS CASING

INDUSTRIAL DESIGN NO. 001992199-0001, 001992199-0002



ZOS sectional version



ZOS "tunnel" version

DETAILS

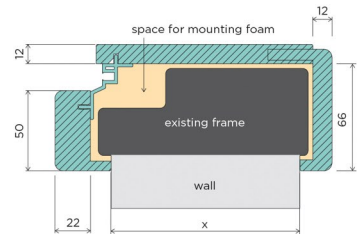
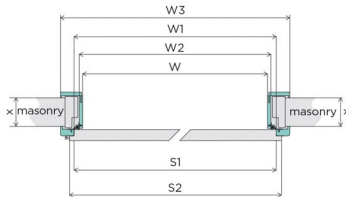
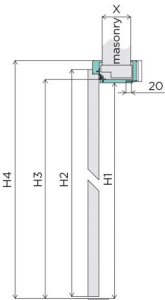


TABLE OF DIMENSIONS

Width	W [mm]	W1 [mm]	W2 [mm]	W3 [mm]	S1 [mm]	S2 [mm]	H1 [mm]	H2 [mm]	H3 [mm]	H4 [mm]	Suggested installation opening width [mm]
60	570	626	594	726	618	644	2000	2030	2012	2078	594-600
70	670	726	694	826	718	744					694-700
80	770	826	794	926	818	844					794-800
90	870	926	894	1026	918	944					894-900

Further widths increase dimensions W, W1, W2, W3, S1 and S2 by 100 mm and are charged extra for the double leaf frame.

Adjustment range	X [mm]
60-80	60
80-100	80
100-120	100
120-140	120
X - (X+20)	X

- W – Door frame clear width
- W1 – Door frame rebate width
- W2 – Door frame outer width
- W3 – Door frame width with architraves
- S1 – Door leaf rebate width
- S2 – Overall door leaf width
- H1 – Door frame clear height
- H2 – Overall door leaf height
- H3 – Door frame outer height
- H4 – Door frame height with architraves

ADJUSTABLE DOOR FRAME STEEL FRAME ZOS CASING

The Steel Frame ZOS Casing is an innovative solution for fully **concealing an existing door frame** (steel, timber or MDF) without the need to dismantle it, which usually involves damage to walls or tiles, resulting in a major refurbishment of the entire room.



The ZOS conceals the existing door frame around the entire wall thickness, for example, together with tiles at no risk of damaging them, and you can avoid narrowing the door leaf at the same time. If an 80 door leaf was installed on the existing frame, you will still be able to hang the same 80-width door after the installation of the Steel Frame Casing.

Each Steel Frame Casing is adjustable up to 20 mm thanks to a movable angle. The casing is manufactured in a variety of versions for any wall thickness, starting

from 60 mm. Within the adjustment ranges of 240-260, the frame is a sectional version made with a minimum of two parts. The sectional version for the "Tunnel" frame is available from the 220-240 range.

ZOS reduces the clear opening of your existing frame by only 30 mm!

HOW DO I CALCULATE THE WIDTH OF THE ZOS?

1. mm (existing frame clear opening width) - **6 mm** (clearance for installation) = mm (outer ZOS width)
2. mm (outer ZOS width) + **32 mm** = mm (ZOS frame rebate width)
3. mm (ZOS rebate width) - **56 mm** = mm (ZOS clear opening width)

HOW DO I CALCULATE THE WIDTH OF THE DOOR LEAF FOR ZOS?

1. mm (ZOS frame rebate width) - **8 mm** = mm (door leaf rebate width)
2. mm (door leaf rebate width) + **26 mm** = mm (overall door leaf width)

HOW DO I CALCULATE THE HEIGHT OF THE DOOR LEAF FOR ZOS?

1. mm (existing frame clear opening height) - **3 mm** (clearance for installation) = mm (outer ZOS frame height)
2. mm (outer ZOS frame height) + **16 mm** = mm (ZOS frame rebate height)
3. mm (ZOS frame rebate height) - **4 mm** (clearance between door and frame) - **od 7 mm do 15 mm** (clearance between door and floor level) = mm (door leaf rebate height)
4. mm (door leaf rebate height) + **13 mm** = mm (overall door leaf height)

ADJUSTABLE DOOR FRAME

DUALE - DOUBLE RANGE



DETAILS

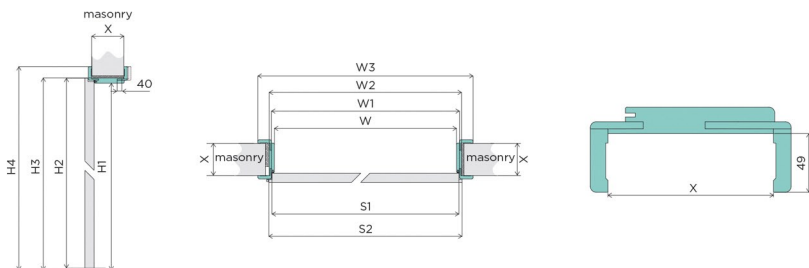


TABLE OF DIMENSIONS

Width	W [mm]	W1 [mm]	W2 [mm]	W3 [mm]	S1 [mm]	S2 [mm]	H1 [mm]	H2 [mm]	H3 [mm]	H4 [mm]	Suggested installation opening [mm]
60	603	624	647	745	618	644					675 x 2055
70	703	724	747	845	718	744					775 x 2055
80	803	824	847	945	818	844	2017	2030	2039	2088	875 x 2055
90	903	924	947	1045	918	944					975 x 2055

Further widths increase dimensions W, W1, W2, W3, S1 and S2 by 100 mm and are charged extra for the double leaf frame.

Adjustment range	X [mm]
100-140	100
140-180	140
180-220	180
220-260	220
260-300	260

- W - Door frame clear width
- W1 - Door frame rebate width
- W2 - Door frame outer width
- W3 - Door frame width with architraves
- S1 - Door leaf rebate width
- S2 - Overall door leaf width
- H1 - Door frame clear height
- H2 - Overall door leaf height
- H3 - Door frame outer height
- H4 - Door frame height with architraves

ADJUSTABLE DOOR FRAME

DUALE - DOUBLE RANGE

The DUALE adjustable frame is made of MDF to any wall thickness, starting at 100 mm.

Four-centimetre adjustment is provided in the form of an adjustable angle bracket.

The frame can also be manufactured to any clear width. The complete frame consists of two side jambs and a head jamb with angles on both sides.

AVAILABLE WIDTHS

- 60, 70, 80, 90, other sizes available at an extra charge

COMPONENTS

- Screw hinges, 2 pcs. (3 pcs. in frame 90)
- Striker
- Seal
- Installation kit

PRICE LIST FOR 60-90 SINGLE DOOR FRAMES


Adjustment range [mm] min-max	Price In GBP inc. VAT			
	Colour group			
	PP	CPL	CLPL	FF and LAK
100-140	£ 217.50	£ 208.00	£ 198.50	£ 172.50
140-180	£ 241.00	£ 231.50	£ 222.00	£ 193.50
180-220	£ 260.00	£ 250.50	£ 241.00	£ 208.00
220-260	£ 283.50	£ 274.00	£ 264.50	£ 227.00
260-300	£ 302.50	£ 293.00	£ 283.50	£ 246.00

OPTIONS WITH AN EXTRA CHARGE

NON-STANDARD WIDTH	EXTRA CHARGE
Widths 100 and 110	25%
Double door frame 100-200	25%
Non-standard width	£ 37.50
Non-standard width of adjustable angle	£ 14.00
NON-STANDARD HEIGHT	EXTRA CHARGE
Shorter	£ 23.50
Up to 10 mm longer	£ 28.00
11 mm to 470 mm longer	£ 108.50
Additional hinge	£ 9.00
Change of door strike position (recommended for door frames with a non-standard height)	£ 33.00
Non-standard height of adjustable angle	£ 14.00
OTHER	EXTRA CHARGE
Standard top strike	£ 23.50
Door frame with angle architraves and an overall height of 80 mm	No extra charge
Door frame with angle architraves and an overall height of 100 mm	£ 33.00
Timber threshold with seal, without a decorative layer	£ 42.50
Stainless steel sheet threshold with seal	£ 37.50

AVAILABLE COLOURS

PP GROUP



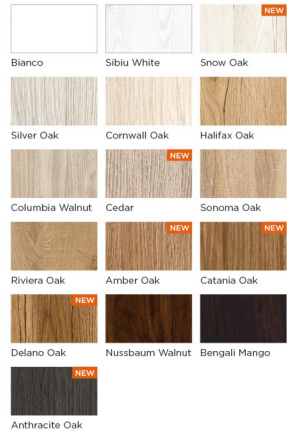
CPL GROUP




CLPL GROUP



FF GROUP



LAK GROUP



ACCESSORIES FOR ADJUSTABLE FRAMES

DIN & DUALE

DIN PLUS ARCHITRAVES

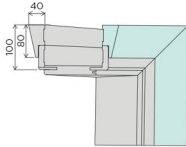
The DIN PLUS architraves are a solution for simple and quick interior modification. They come in five different designs, so every user can find the right model for them. DIN PLUS architrave is manufactured from MDF with a fixed height of 80 mm. The complete architrave consists of three pieces: two vertical and one horizontal. The DIN PLUS architraves can be mounted on the DIN and DUALE frames with 60 mm and 80 mm architraves (not for frames with 90° architrave joints).



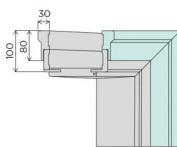
AVAILABLE WIDTHS

- 60, 70, 80, 90, other sizes available at an extra charge

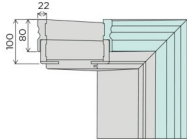
ARTE



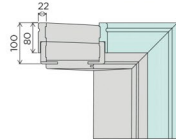
CLASS



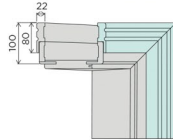
RETRO



STYLE I



STYLE II



PRICE LIST

Colour group	Price in GBP inc. VAT	
	RETRO, STYLE I, STYLE II	ARTE, CLASS
PP	£ 61.50	£ 89.50
CPL	£ 49.50	£ 85.00
CLPL	£ 47.00	£ 82.50
FF and LAK	£ 40.00	£ 73.00

OPTIONS WITH AN EXTRA CHARGE

NON-STANDARD WIDTH	EXTRA CHARGE
Widths 100 and 110	25%
Architraves for double doors 100-200	25%
Non-standard width	£ 23.50
DIN PLUS architraves for DIN frame with 80 mm or 100 mm architraves	£ 23.50
NON-STANDARD HEIGHT	EXTRA CHARGE
Shorter	£ 23.50
Up to 10 mm longer	£ 23.50
11 mm to 470 mm longer	£ 104.00

AVAILABLE COLOURS

PP GROUP



Supermatt White

White Grain

Supermatt Grey



Natural Grandson Oak

CPL GROUP



Uni White

Luminous Grey

Uni Grey



Uni Anthracite



Walnut



Uni Black

CLPL GROUP



Bleached Larch

Honey Oak

Spanish Oak



Old Oak

FF GROUP



Bianco

Sibiu White

Snow Oak



Silver Oak



Cornwall Oak



Halifax Oak



Columbia Walnut



Cedar



Sonoma Oak



Riviera Oak



Amber Oak



Catania Oak



Delano Oak



Nussbaum Walnut



Bengali Mango



Anthracite Oak



Anthracite Oak

LAK GROUP



White

Bleached Oak

Silver Oak



Scandinavian Elm

HEAD CASING FOR ADJUSTABLE DOOR FRAMES

DIN

The head casing is manufactured from MDF with a fixed height of 100 mm. The head casing can be mounted on a DIN adjustable door frame with 60 mm architraves (optionally: DIN with 80 mm and 100 mm architraves) and DUALE (not for frames with 90° architrave joints).



PRICE LIST

Colour group	Price in GBP inc. VAT
PP	£ 89.50
CPL	£ 85.00
CLPL	£ 82.50
FF and LAK	£ 73.00

OPTIONS WITH AN EXTRA CHARGE


Widths 100 and 110	25%
Head casing for double doors 100-200	25%

Non-standard width

The head casing matching the DIN frame with 80 mm or 100 mm architraves	£ 23.50
---	---------

AVAILABLE COLOURS

PP GROUP



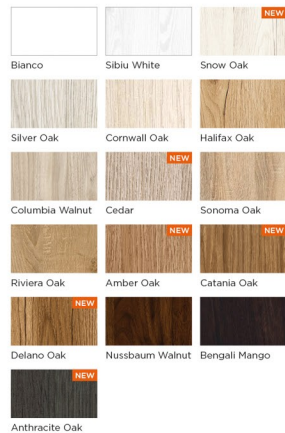
CPL GROUP



CLPL GROUP



FF GROUP



LAK GROUP



SKIRTING BOARDS

Skirting boards made of MDF are manufactured to standard heights of 80 mm, 100 mm and 120 mm. Skirting boards with a different height can be made for an extra charge of 100%.

The skirting boards are sold per 2000 mm lengths, cut at 45 degrees. The skirting boards should be glued with mounting glue.

SOFT 01/080, height h = 80 mm
SOFT 01/100, height h = 100 mm
SOFT 01/120, height h = 120 mm



SOFT 04/080, height h = 80 mm
SOFT 04/100, height h = 100 mm
SOFT 04/120, height h = 120 mm



SLANT 02/080, height h = 80 mm
SLANT 02/100, height h = 100 mm
SLANT 02/120, height h = 120 mm



SLANT 03/080, height h = 80 mm
SLANT 03/100, height h = 100 mm
SLANT 03/120, height h = 120 mm



PRICE LIST FOR STANDARD HEIGHTS


Colour group	Price in GBP inc. VAT		
	All models		
	Height 80 mm	Height 100 mm	Height 120 mm
PP	£ 22.50	£ 22.50	£ 34.00
CPL	£ 20.50	£ 20.50	£ 31.00
CLPL	£ 20.00	£ 20.00	£ 30.50
FF and LAK	£ 15.50	£ 15.50	£ 23.00

OPTIONS WITH AN EXTRA CHARGE

Skirting board height change: lower	+100%
Skirting board height change: higher	+100%
Skirting board thickness change	+100%

AVAILABLE COLOURS

PP GROUP




CPL GROUP



CLPL GROUP



FF GROUP



LAK GROUP



FIXED DOOR FRAME STEEL



DETAILS

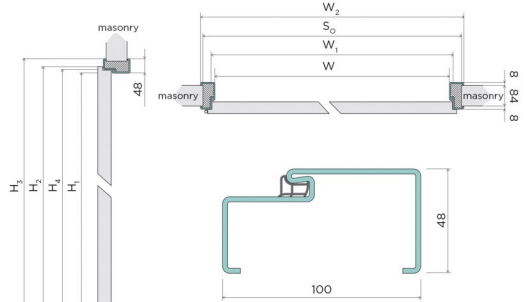


TABLE OF DIMENSIONS

Width	W ₂ [mm]	H ₂ [mm]	W ₁ [mm]	H ₁ , H ₁ ' [mm]	W [mm]	H ₁ [mm]	Suggested installation opening [mm]	
							S ₀ (min)	H ₀ (min)
60	697		627		601		671	
70	797		727		701		771	
80	897		827		801		871	
90	997	2065	927	2030	901	2017	971	2052
100	1097		1027		1001		1071	
110	1197		1127		1101		1171	
120-200	1297-2097		1227-2027		1201-2001		1271-2071	

W₂ - external width of door frame
W₁ - Door frame rebate width
W - Door frame clear width
S₀ - Wall opening width (+10 mm/-0 mm)

H₂ - external frame height
H₁ - Door leaf height
H₁' - door frame clearance height
H₀ - Wall opening height (+5 mm/-0 mm)

H₂' - Door frame rebate height

PRICE LIST

Type	Price in GBP inc. VAT			
	Single door widths 601, 701, 801, 901	Single door widths 1001, 1101	Double door widths 1200-1500	Double door widths 1501-2200
Rebated	676.00 (831.48)	728.00 (895.44)	936.00 (1151.28)	1,131.00 (1391.13)

OPTIONS WITH AN EXTRA CHARGE

Door closer reinforcement, standard	£ 14.00
Adaptation for an electric door strike with lock chamber cover and door closer reinforcement	66.00
Galvanised sheet steel frame	10.00%
Fail-safe electric strike, GEZE	£ 75.50
Frame coating in other RAL colours (excl. intense, metallic and pearlescent colours)	10.00%
Frame coating in other RAL colours: intense, metallic and pearlescent colours	Bespoke pricing

INSTALLATION STANDARD

Construction:

- Made of 1.2 mm thick steel sheet
- Seals available in: white, grey, brown and graphite
- 2 hinges as standard, 3 hinges as a free-of-charge option (size 13.5)
- Door frame designed for installation in rooms with completely finished walls and floor

COLOURS

Surface finish:

- The frame is powder coated in standard RAL colours: 9010, 9016, 8003, 8017, 7047, 1001 and 7024
- Other colours according to RAL palette available at an extra charge

AVAILABLE COLOURS

RAL



SQUARE FRAME - LARGE STEEL



DETAILS

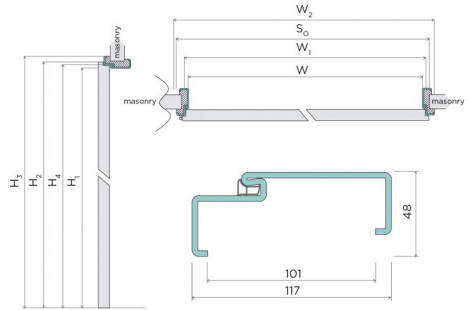


TABLE OF DIMENSIONS

Width	W ₂ [mm]	H ₂ [mm]	W ₁ [mm]	H ₁ H ₄ [mm]	W [mm]	H ₁ [mm]	Suggested installation opening [mm]	
							S ₀ (min)	H ₀ (min)
60	697		627		601		671	
70	797		727		701		771	
80	897		827		801		871	
90	997	2065	927	2030	901	2017	971	2052
100	1097		1027		1001		1071	
110	1197		1127		1101		1171	
120-200	1297-2097		1227-2027		1201-2001		1271-2071	

W₂ - Door frame rebate width
 W₁ - Door frame rebate width
 W - Door frame clear width
 S₀ - Wall opening width (+10 mm/-0 mm)

H₂ - Outer door frame height
 H₁ - Door leaf height
 H₁ - door frame clearance height
 H₀ - Wall opening height (+5 mm/-0 mm)

H₄ - Door frame rebate height

Designed for all types of interiors: flats, public buildings, offices, hotels, etc. They can be used for masonry walls and plasterboard partitioning (gypsum board) for installation in rooms with fully finished walls and floors.

INSTALLATION STANDARD

Construction:

- Made of 1.2 mm thick steel sheet
- Seals available in: white, grey, brown and graphite
- 2 hinges as standard, 3 hinges as a free-of-charge option (size 13.5)
- Door frame designed for installation in rooms with completely finished walls and floor

COLOURS

Surface finish:

- The frame is powder coated in standard RAL colours: 9010, 9016, 8003, 8017, 7047, 1001 and 7024
- Other colours according to RAL palette available at an extra charge

PRICE LIST

Type	Price in GBP inc. VAT			
	SINGLE DOORS Width 601, 701, 801, 901	SINGLE DOORS Width 1001, 1101	DOUBLE DOORS Width 1200-1500	DOUBLE DOORS Width 1501-2200
Rebated	£ 319.50	£ 344.00	£ 442.50	£ 535.00

OPTIONS WITH AN EXTRA CHARGE

Door closer reinforcement, standard	£ 14.00
Adaptation for an electric door strike with lock chamber cover and door closer reinforcement	£ 66.00
Galvanised sheet steel frame	10.00%
Fail-safe electric strike, GEZE	£ 75.50
Frame coating in other RAL colours (excl. intense, metallic and pearlescent colours)	10.00%
Frame coating in other RAL colours: intense, metallic and pearlescent colours	Bespoke pricing

AVAILABLE COLOURS

RAL



HANDLES

SEPARATE SQUARE ROSETTE

CASCADA



AVAILABLE COLOURS



Brushed nickel



Antique brass

Rose thickness: 11 mm		Price in GBP inc. VAT
Handle		£ 26.00
Escutcheon - Key hole		£ 10.00
Escutcheon - Lock cylinder		£ 10.00
Escutcheon - Bathroom		£ 14.00

ARCO



AVAILABLE COLOURS



Graphite satin



Brushed nickel



Antique brass

Rose thickness: 11 mm		Price in GBP inc. VAT
Handle		£ 24.00
Escutcheon - Key hole		£ 10.00
Escutcheon - Lock cylinder		£ 10.00
Escutcheon - Bathroom		£ 14.00

IRIS



AVAILABLE COLOURS



Brushed nickel



Antique brass

Rose thickness: 11 mm		Price in GBP inc. VAT
Handle		£ 26.00
Escutcheon - Key hole		£ 10.00
Escutcheon - Lock cylinder		£ 10.00
Escutcheon - Bathroom		£ 14.00

SEPARATE SQUARE ROSETTE - FIRE RATED

When ordering the fire rated handles, please specify the door leaf thickness in order for the appropriate fitting set to be fitted.

KVADRAT 1701

FIRE RATED



KVADRAT 1702

FIRE RATED



KVADRAT 1703

FIRE RATED



KVADRAT 1704







FIRE RATED



AVAILABLE COLOURS



Stainless
steel


Rose thickness: 9 mm		Price in GBP inc. VAT
Handle 1701		£ 32.00
Handle 1702		£ 47.00
Handle 1703		£ 43.00
Handle 1704		£ 28.00
Escutcheon - Key hole		£ 12.00
Escutcheon - Lock cylinder		£ 12.00
Escutcheon - Bathroom	   	£ 30.00

SQUARE KNOBS

Q FIT



AVAILABLE COLOURS



Rose thickness: 10 mm		Price in GBP inc. VAT
Knob		£ 72.00
Escutcheon - Key hole		£ 36.50
Escutcheon - Lock cylinder		£ 36.50
Escutcheon - Bathroom		£ 50.50

SEPARATE ROUND ROSETTE

AZALIA



AVAILABLE COLOURS



Rose thickness: 7 mm	Price in GBP inc. VAT	
		Colour:
		Polished chrome, gold, brushed chrome, matt gold, black, copper
Handle	£ 96.00	£ 115.00
Escutcheon - Key hole	£ 24.00	£ 32.00
Escutcheon - Lock cylinder	£ 24.00	£ 32.00
Escutcheon - Bathroom	£ 45.00	£ 56.00

LUNA



AVAILABLE COLOURS



Rose thickness: 7 mm	Price in GBP inc. VAT	
		Colour:
		Polished chrome, brushed chrome, black, Gold
Handle	£ 94.00	£ 86.50
Escutcheon - Key hole	£ 28.50	
Escutcheon - Lock cylinder	£ 28.50	
Escutcheon - Bathroom	£ 50.50	

KALMIA



AVAILABLE COLOURS



Rose thickness: 7 mm	Price in GBP inc. VAT	
		Colour:
		Polished chrome, brushed chrome, black, gold
Handle		£ 88.50
Escutcheon - Key hole	£ 28.50	
Escutcheon - Lock cylinder	£ 28.50	
Escutcheon - Bathroom	£ 50.50	

HANDLES

SEPARATE ROUND ROSETTE

NESH FIT



AVAILABLE COLOURS



Chrome

White



Black

Rose thickness: 6 mm		Price in GBP inc. VAT
Handle		£ 111.50
Escutcheon - Key hole		£ 36.50
Escutcheon - Lock cylinder		£ 36.50
Escutcheon - Bathroom		£ 50.50

MIRIAM SI



AVAILABLE COLOURS



Polished chrome

Brushed chrome



Gold

Rose thickness: 7 mm		Price in GBP inc. VAT
Handle		£ 54.00
Escutcheon - Key hole		£ 16.00
Escutcheon - Lock cylinder		£ 16.00
Escutcheon - Bathroom		£ 26.00

OLEANDRO



AVAILABLE COLOURS



Polished chrome

Brushed chrome



Black

Rose thickness: 7 mm		Price in GBP inc. VAT
Handle		£ 71.50
Escutcheon - Key hole		£ 28.50
Escutcheon - Lock cylinder		£ 28.50
Escutcheon - Bathroom		£ 50.50

ARIANNA SI



AVAILABLE COLOURS



Polished chrome

Brushed chrome




Black

Rose thickness: 7 mm		Price in GBP inc. VAT
Handle		£ 54.00
Escutcheon - Key hole		£ 16.00
Escutcheon - Lock cylinder		£ 16.00
Escutcheon - Bathroom		£ 26.00

FRAGOLA



AVAILABLE COLOURS



Polished chrome

Brushed chrome




Black

Rose thickness: 7 mm		Price in GBP inc. VAT
Handle		£ 71.50
Escutcheon - Key hole		£ 28.50
Escutcheon - Lock cylinder		£ 28.50
Escutcheon - Bathroom		£ 50.50

VOLATIS



AVAILABLE COLOURS



Brushed nickel

Antique brass

Rose thickness: 11 mm		Price in GBP inc. VAT
Handle		£ 21.50
Escutcheon - Key hole		£ 7.00
Escutcheon - Lock cylinder		£ 7.00
Escutcheon - Bathroom		£ 12.00

SEPARATE ROUND ROSETTE

CLASSICO



AVAILABLE COLOURS



Brushed nickel

Antique brass

Rose thickness: 11 mm		Price in GBP inc. VAT
Handle		£ 20.50
Escutcheon - Key hole		£ 7.00
Escutcheon - Lock cylinder		£ 7.00
Escutcheon - Bathroom		£ 12.00

ADULAR



AVAILABLE COLOURS



Brushed nickel

Antique brass

Rose thickness: 11 mm		Price in GBP inc. VAT
Handle		£ 18.00
Escutcheon - Key hole		£ 7.00
Escutcheon - Lock cylinder		£ 7.00
Escutcheon - Bathroom		£ 12.00

KNOBS (ROUND)

FIT



AVAILABLE COLOURS



Black

Chrome



Satin
chrome

Rose thickness: 6 mm		Price in GBP inc. VAT
Knob		£ 72.00
Escutcheon - Key hole		£ 36.50
Escutcheon - Lock cylinder		£ 36.50
Escutcheon - Bathroom		£ 50.50

SEPARATE ROUND ROSETTE - FIRE RATED

When ordering the fire rated handles, please specify the door leaf thickness in order for the appropriate fitting set to be fitted.

OVAL 1701 FIRE RATED



AVAILABLE COLOURS



Stainless steel

OVAL 1702 FIRE RATED



Rose thickness:
9 mm

Price in
GBP inc. VAT

Handle	OVAL 1701	£ 28.00
Handle	OVAL 1702	£ 47.00
Handle	OVAL 1704	£ 28.00
Escutcheon - Key hole		£ 6.00
Escutcheon - Lock cylinder		£ 6.00
Escutcheon - Bathroom		£ 24.00

OVAL 1704 FIRE RATED




HANDLES

LONG BACKPLATE

ADEL DS



AVAILABLE COLOURS



Black

Rose thickness: 9.5 mm	Price in GBP inc. VAT
Handle - Key hole	£ 33.50
Handle - Lock cylinder	£ 33.50
Handle - Bathroom	£ 33.50

ADULAR DS



AVAILABLE COLOURS



Brushed nickel



Antique brass

Rose thickness: 9.5 mm	Price in GBP inc. VAT
Handle - Key hole	£ 19.00
Handle - Lock cylinder	£ 19.00
Handle - Bathroom	£ 22.00

ARCO DS



AVAILABLE COLOURS



Brushed nickel



Antique brass

Rose thickness: 9.5 mm	Price in GBP inc. VAT
Handle - Key hole	£ 22.00
Handle - Lock cylinder	£ 22.00
Handle - Bathroom	£ 26.50

IRIS DS



AVAILABLE COLOURS



Brushed nickel



Antique brass

Rose thickness: 9.5 mm	Price in GBP inc. VAT
Handle - Key hole	£ 24.00
Handle - Lock cylinder	£ 24.00
Handle - Bathroom	£ 28.00

CASCADE DS



AVAILABLE COLOURS



Brushed nickel



Antique brass

Rose thickness: 10 mm	Price in GBP inc. VAT
Handle - Key hole	£ 25.00
Handle - Lock cylinder	£ 25.00
Handle - Bathroom	£ 32.00

LONG BACKPLATE - FIRE RATED

OLARIX 72 FIRE RATED



AVAILABLE COLOURS



Stainless steel

Rose thickness: 8 mm	Price in GBP inc. VAT
Handle - Key hole	£ 62.00
Handle - Lock cylinder	£ 62.00
Handle - Bathroom	£ 84.00

ENTRANCE HANDLES

LAMBDA



AVAILABLE COLOURS



Stainless steel

Patina

Spacing:
72 mm

Burglar resistance class:
CLASS I

Price in
GBP inc. VAT

Rose thickness:
8 mm

Handle	£ 52.50
Top backplate	£ 18.50

TOTAL



AVAILABLE COLOURS



Stainless steel

Spacing: 72 mm

Rose thickness: 8 mm

Price in
GBP inc. VAT

Burglar resistance class:

	CLASS I	CLASS III
Handle	£ 77.00	£ 119.00
Top backplate	£ 37.00	£ 70.00

When ordering an entrance door handle, you need to specify its direction. The direction of the handle is defined according to the direction of the door leaf when it is opened inwards.

HAGA PLUS

In versions with door handles or pulls



AVAILABLE COLOURS



Stainless steel

Titanium

Black

Spacing: 72 mm

Burglar resistance class:
UNCLASSIFIED

Price in
GBP inc. VAT

Rose thickness:
8 mm

	Colour:	
	Stainless steel, titanium	Black
Handle	£ 77.00	£ 88.50
Door pull	£ 86.50	£ 100.00
Top backplate	£ 30.00	£ 34.50

ROYAL FLEX

In versions with door handles or pulls



AVAILABLE COLOURS



Stainless steel

Titanium

Black

Spacing: 72 mm

Burglar resistance class:
CLASS III

Price in
GBP inc. VAT

Rose thickness:
12 mm

	Colour:	
	Stainless steel, titanium	Black
Handle	£ 164.00	£ 188.50
Door pull	£ 177.50	£ 201.00
Top backplate	£ 100.00	£ 109.50

PRESTIGE FLEX



AVAILABLE COLOURS



Stainless steel

Titanium

Black

Spacing: 72 mm

Burglar resistance class:
CLASS III

Price in
GBP inc. VAT

Rose thickness:
12 mm

	Colour:	
	Stainless steel, titanium	Black
Handle	£ 164.00	£ 187.00
Door pull	£ 177.50	£ 201.50
Top backplate	£ 99.00	£ 109.50

ACCESSORIES

HOMEEFE CLEANER

Cleaning, revitalisation and regeneration kit for door surfaces.

The PREMIUM DOOR CARE set includes 2 products with a 250 ml capacity: Vivento Door Cleaner and Vivento Door Refresher.



PRICE LIST

PREMIUM DOOR CARE	Price in GBP inc. VAT
Vivento Door Cleaner 250 ml	£ 46.50
Vivento Door Refresher 250 ml	



SEALS

PRICE LIST

TYPE	Price per linear metre in GBP inc. VAT
For fixed and adjustable frames (excl. ZOS frame), white, beige or brown	£ 2.00
For adjustable ZOS frame, white, beige or brown	£ 5.50
For door stop, colourless	£ 5.50


FREE STANDING DOOR STOPS



PRICE LIST

COLOUR	Price in GBP inc. VAT	
	LOW	HIGH
Nickel, patina, black	£ 21.00	£ 21.00

DOOR CLOSERS AND ELECTRIC STRIKES



GR200



ITS96



DES7



DES7 SLIM



Fire rated 447
FIRE

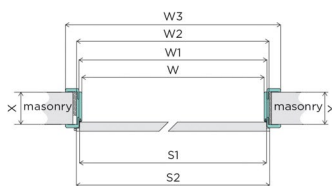
PRICE LIST

TYPE	Colour	Fire rated	Max door leaf weight	Max door leaf width	Price in GBP inc. VAT
Groom 200 surface-mounted door closer with sprung arm	Silver, white or brown	Yes	100 kg	1250 mm	£ 132.00
Groom 200 surface-mounted door closer with sprung arm with turn and release	Silver, white or brown	No	100 kg	1250 mm	£ 184.50
Groom 200 surface-mounted door closer for double doors	Silver, white or brown	Yes	100 kg	1250 mm	
ITS96 concealed door closer with rail (left or right)	Silver	Yes	130 kg	1100 mm	£ 435.00
ITS96 concealed door closer with rail, for double leaf doors with door co-ordinator	Silver	Yes	130 kg	1100 mm, no less than 70	£ 1494.50
DES7, 12 V symmetrical fail-safe electric strike	Silver	No	n/a	n/a	£ 85.00
DES7 SLIM, symmetrical fail-safe electric strike for double doors, 12 V	Silver	No	n/a	n/a	£ 165.50
Fire rated electric door strike 447 FIRE, (6-12 V, 12 V or 24 V)	Silver	Yes	n/a	n/a	£ 615.00
Mounting plate for electric door strikes, long	Silver	Yes	n/a	n/a	£ 25.00

TECHNICAL INFORMATION

INTERNAL DOUBLE DOOR DIMENSIONS

AS STANDARD



INTERNAL DOUBLE DOORS WITH FIXED DOOR FRAMES

	Size	W [mm]	W1 [mm]	W2 [mm]	S2 [mm]	H1 [mm]	H2 [mm]	H3 [mm]	WO [mm]	HO [mm]
Fixed: MDF	60+60	1203	1224	1291	644+610	2019	2030	2063	1310	2075
	70+60	1303	1324	1391	744+610				1410	
	70+70, 80+60	1403	1424	1491	744+710, 844+610				1510	
	90+60, 80+70	1503	1524	1591	944+610, 844+710				1610	
	80+80, 90+70	1603	1624	1691	844+810, 944+710				1710	
	90+80	1703	1724	1791	944+810				1810	
Fixed: timber	90+90	1803	1824	1891	944+910	2017	2030	2061	1910	2075
	60+60	1201	1224	1289	644+610				1310	
	70+60	1301	1324	1389	744+610				1410	
	70+70, 80+60	1401	1424	1489	744+710, 844+610				1510	
	90+60, 80+70	1501	1524	1589	944+610, 844+710				1610	
	80+80, 90+70	1601	1624	1689	844+810, 944+710				1710	
	90+80	1701	1724	1789	944+810				1810	
	90+90	1801	1824	1889	944+910				1910	

INTERNAL DOUBLE DOORS WITH ADJUSTABLE DOOR FRAMES

	Size	W [mm]	W1 [mm]	W2 [mm]	W3 [mm] 60/80/100*	S2 [mm]	H1 [mm]	H2 [mm]	H3 [mm]	H4 [mm] 60/80/100*	WO [mm]	HO [mm]
STEEL FRAME ZOS CASING	60+60	1170	1226	1194	1326	644+610	2000	2030	2012	2078	1194-1200	2020
	70+60	1270	1326	1294	1426	744+610					1294-1300	
	70+70, 80+60	1370	1426	1394	1526	744+710, 844+610					1394-1400	
	90+60, 80+70	1470	1526	1494	1626	944+610, 844+710					1494-1500	
	80+80, 90+70	1570	1626	1594	1726	844+810, 944+710					1594-1600	
	90+80	1670	1726	1694	1826	944+810					1694-1700	
Adjustable door frame DIN, DUALE	90+90	1770	1826	1794	1926	944+910	2017	2030	2039	2088/2108/2128	1794-1800	2055
	60+60	1203	1224	1247	1345/1385/1425	644+610					1275	
	70+60	1303	1324	1347	1445/1485/1525	744+610					1375	
	70+70, 80+60	1403	1424	1447	1545/1585/1625	744+710, 844+610					1475	
	90+60, 80+70	1503	1524	1547	1645/1685/1725	944+610, 844+710					1575	
	80+80, 90+70	1603	1624	1647	1745/1785/1825	844+810, 944+710					1675	
90+80	1703	1724	1747	1845/1885/1925	944+810	1775						
90+90	1803	1824	1847	1945/1985/2025	944+910	1875						

KEY

- W - Door frame clear width
- W1 - Door frame rebate width
- W2 - Door frame outer width
- W3 - Door frame width with architraves (*for DIN frames, the width with 60 mm, 80 mm and 100 mm architraves)
- S2 - Overall door leaf width
- H1 - Door frame clear height
- H2 - Door leaf height
- H3 - Door frame outer height
- H4 - Door frame height with architraves (*for DIN frames, the height with 60 mm, 80 mm and 100 mm architraves)
- WO - Suggested installation opening width
- HO - Suggested installation opening height

Doors manufactured according to standards other than Polish (e.g. Czech or Slovakian) are made exclusively to the size as per the standard.
Doors in non-standard sizes are manufactured exclusively in accordance with the Polish standard, according to the applicable extra charge pricing.



17 High Street
Ryshden, NN10 0QU
Northamptonshire


Call our Sales Advisors

T: 01933 413 817

T: 07483 391 546

E: office@homeefe.co.uk

www.homeefe.co.uk



/ /